



Main

Range of product	OsiSense XX
Sensor type	Ultrasonic sensor
Series name	General purpose
Sensor name	XX9
Sensor design	Cylindrical M30
Detection system	Diffuse
[Sn] nominal sensing distance	3.28 ft (1 m) adjustable with teach push-button
Material	Metal
Type of output signal	Analogue
Wiring technique	4-wire
Analogue output function	0...10 V
[Us] rated supply voltage	15...24 V DC with reverse polarity protection
Electrical connection	Male connector M12 4 pins
[Sd] sensing range	0.17...3.25 ft (0.051...0.991 m)
Beam angle	10 °
IP degree of protection	IP65 conforming to IEC 60529

Complementary

Enclosure material	Stainless steel 303
Front material	Silicone
Thread type	M30 x 1.5
Supply voltage limits	14...28 V DC
Function available	Without synchronisation mode
[Sa] assured operating distance	0.17...3.25 ft (0.051...0.991 m) (teach mode)
Blind zone	0...2.01 in (0...51 mm)
Transmission frequency	200 kHz
Repeat accuracy	0.9 %
Deviation angle from 90° of object to be detected	-8...8 °
Minimum size of detected object	Cylinder diameter 1.6 mm at 0.635 m
Status LED	1 LED (dual colour) setting-up assistance 1 LED (green) supply on 1 LED (yellow) output state
Current consumption	60 mA
Maximum switching capacity	>= 1 kOhm overload and short-circuit protection
Setting-up	Slope selection using teach button
Delay first up	720 ms
Delay response	25 ms
Delay recovery	25 ms
Marking	CE
Threaded length	1.77 in (45 mm)
Height	1.38 in (35 mm)
Width	1.38 in (35 mm)
Depth	3.35 in (85 mm)
Product weight	0.21 lb(US) (0.095 kg)

Environment

standards	IEC 60947-5-2
product certifications	CCSAus

The information provided in this documentation contains general descriptions and/or technical characteristics of the products contained herein. This documentation is not intended as a substitute for and is not to be used for determining suitability or reliability of these products for specific user applications. It is the duty of any such user or integrator to perform the appropriate and complete risk analysis, evaluation and testing of the products with respect to the relevant specific application or use thereof. Neither Schneider Electric Industries SAS nor any of its affiliates or subsidiaries shall be responsible or liable for misuse of the information contained herein.

	UL
ambient air temperature for operation	32...122 °F (0...50 °C)
ambient air temperature for storage	-40...176 °F (-40...80 °C)
vibration resistance	+/-1 mm conforming to IEC 60068-2-6 10...55 Hz
shock resistance	30 gn in all 3 axes 11 ms conforming to IEC 60068-2-27
resistance to electrostatic discharge	8 kV level 4 conforming to IEC 61000-4-2
resistance to electromagnetic fields	9.14 V/yd (10 V/m) level 3 conforming to IEC 61000-4-3
resistance to fast transients	1 kV level 3 conforming to IEC 61000-4-4

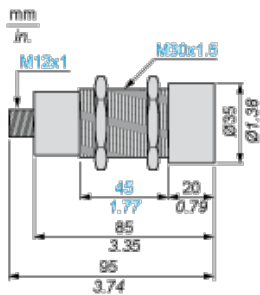
Offer Sustainability

Not Green Premium product	Not Green Premium product
Compliant - since 1140 - Schneider Electric declaration of conformity	Compliant - since 1140 - Schneider Electric declaration of conformity
Reference contains SVHC above the threshold - go to CaP for more details	Reference contains SVHC above the threshold
Available	Available
WARNING: This product can expose you to chemicals including:	WARNING: This product can expose you to chemicals including:
Diisononyl phthalate (DINP), which is known to the State of California to cause cancer, and	Diisononyl phthalate (DINP), which is known to the State of California to cause cancer, and
Di-isodecyl phthalate (DIDP), which is known to the State of California to cause birth defects or other reproductive harm.	Di-isodecyl phthalate (DIDP), which is known to the State of California to cause birth defects or other reproductive harm.
For more information go to www.p65warnings.ca.gov	For more information go to www.p65warnings.ca.gov

Contractual warranty

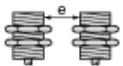
Warranty period	18 months
-----------------	-----------

Dimensions



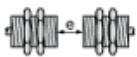
Minimum Mounting Distances

Side by side



e : respect the distances indicated on the detection curves

Face to face



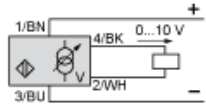
e > 4 x Sn

Wiring Diagram

4-Wire Type

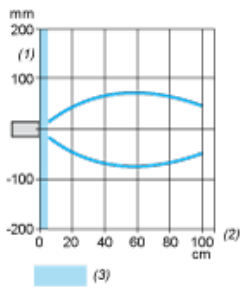


- (1) (+)
- (2) Return signal or teach
- (3) (-)
- (4) Output signal



- BN Brown
- WH White
- BU Blue
- BK Black

Curves



- (1) Parallel movement
- (2) Distance
- (3) Blind zone for diffuse sensors.

Данный компонент на территории Российской Федерации

Вы можете приобрести в компании MosChip.

Для оперативного оформления запроса Вам необходимо перейти по данной ссылке:

<http://moschip.ru/get-element>

Вы можете разместить у нас заказ для любого Вашего проекта, будь то серийное производство или разработка единичного прибора.

В нашем ассортименте представлены ведущие мировые производители активных и пассивных электронных компонентов.

Нашей специализацией является поставка электронной компонентной базы двойного назначения, продукции таких производителей как XILINX, Intel (ex.ALTERA), Vicor, Microchip, Texas Instruments, Analog Devices, Mini-Circuits, Amphenol, Glenair.

Сотрудничество с глобальными дистрибьюторами электронных компонентов, предоставляет возможность заказывать и получать с международных складов практически любой перечень компонентов в оптимальные для Вас сроки.

На всех этапах разработки и производства наши партнеры могут получить квалифицированную поддержку опытных инженеров.

Система менеджмента качества компании отвечает требованиям в соответствии с ГОСТ Р ИСО 9001, ГОСТ РВ 0015-002 и ЭС РД 009

Офис по работе с юридическими лицами:

105318, г.Москва, ул.Щербаковская д.3, офис 1107, 1118, ДЦ «Щербаковский»

Телефон: +7 495 668-12-70 (многоканальный)

Факс: +7 495 668-12-70 (доб.304)

E-mail: info@moschip.ru

Skype отдела продаж:

moschip.ru

moschip.ru_4

moschip.ru_6

moschip.ru_9