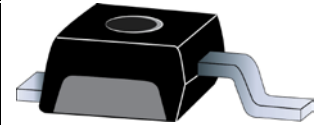




Powermite Package Commercial Two-Way Radio Antenna Switch Diode

DESCRIPTION

With high isolation, low loss, and low distortion characteristics, this Microsemi Powermite PIN diode is perfect for two-way radio antenna switch applications where size and power handling capability are critical. Its advantages also include the low forward bias resistance and high zero bias impedance that are essential for low loss, high isolation and wide bandwidth antenna switch performance. The Powermite package's full metallic bottom eliminates the possibility of solder flux entrapment during assembly, and its unique locking tab acts as an integral heat sink. Its innovative design makes this device ideal for use with automatic insertion equipment.



DO-216 Package

Important: For the latest information, visit our website <http://www.microsemi.com>.

FEATURES

- High power surface mount package with very low thermal resistance.
- Specified low distortion.
- Low bias current requirements.
- High zero bias impedance.
- Full metallic bottom eliminates flux entrapment.
- Integral heat sink/locking tabs.
- RoHS compliant.

APPLICATIONS / BENEFITS

- Two-way radio antenna switch.
- Low forward bias resistance.
- High zero bias resistance.
- Low loss high isolation for wide bandwidth performance.
- Small size DO-216 package.
- Compatible with automatic insertion equipment.
- Very low inductance and capacitance.

MAXIMUM RATINGS

Parameters/Test Conditions	Symbol	Value	Unit
Junction and Storage Temperature	T_J and T_{STG}	-55 to +150	°C
Thermal Resistance Junction-to-Tab 1	$R_{\theta JL}$	30	°C/W
Thermal Resistance Junction-to-Case	$R_{\theta JC}$	10	°C/W
Steady-State Power Dissipation @ $T_{TAB1} = 75\text{ °C}^{(1)}$	P_D	2.5	W
Reverse Voltage @ $I_R = 10\ \mu\text{A}$	V_R	100 200 400	V
		UPP1001e3 UPP1002e3 UPP1004e3	
Solder Temperature @ 10 s	T_{SP}	260	°C

Notes: 1. When mounted on a PC board with 2 oz copper.

MSC – Lawrence

6 Lake Street,
Lawrence, MA 01841
1-800-446-1158
(978) 620-2600
Fax: (978) 689-0803

MSC – Ireland

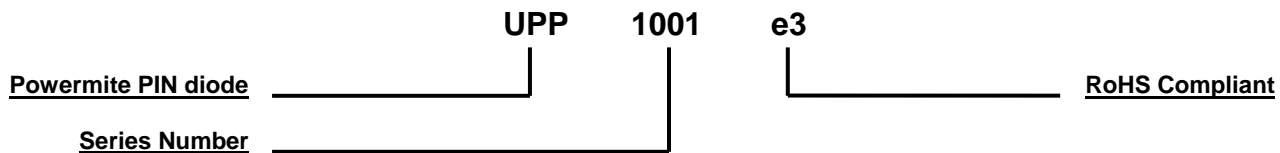
Gort Road Business Park,
Ennis, Co. Clare, Ireland
Tel: +353 (0) 65 6840044
Fax: +353 (0) 65 6822298

Website:

www.microsemi.com

MECHANICAL and PACKAGING

- CASE: Void-free transfer molded thermosetting epoxy compound meeting UL94V-0.
- TERMINALS: Annealed matte-tin over copper and readily solderable per MIL-STD-750, method 2026.
- MARKING: P01• for UPP1001, P02• for UPP1002, and P04• for UPP1004 (dot indicates “e3” designation).
- POLARITY: Cathode designated by TAB 2.
- TAPE & REEL option: 16 mm tape per standard EIA-481-B. Consult factory for quantities.
- WEIGHT: Approximately 0.016 gram.
- See [Package Dimensions](#) on last page.

PART NOMENCLATURE

SYMBOLS & DEFINITIONS

Symbol	Definition
f	Frequency
I_R	Reverse current
I_F	Forward current

ELECTRICAL CHARACTERISTICS @ $T_A = +25\text{ }^\circ\text{C}$ unless otherwise noted

Series Resistance R_S @ f = 100 MHz $I_F = 10\text{ mA}$ (see Figure 1)		Series Resistance R_S @ f = 100 MHz $I_F = 50\text{ mA}$		Capacitance C_T @ f = 1 MHz $V_R = 0\text{ V}$ (see Figure 2)		Parallel Resistance R_P @ f = 100 MHz $V = 0\text{ V}$ (see Figure 3)		Carrier Lifetime τ @ $I_F = 10\text{ mA}$		Reverse Current I_R @ V_R		Forward Voltage V_F @ $I_F = 50\text{ mA}$ (see Figure 4)	
Ohms		Ohms		pF		KOhms		μS		μA		Volts	
TYP	MAX	TYP	MAX	TYP	MAX	MIN	TYP	MIN	TYP	TYP	MAX	TYP	MAX
0.75	1.0	0.35	0.45	1.2	1.6	5	8	2.0	3.5	0.1	10	0.75	1.0

GRAPHS


FIGURE 1 - SERIES RESISTANCE (TYPICAL)

FIGURE 2 – CAPACITANCE (TYPICAL)

GRAPHS (continued)

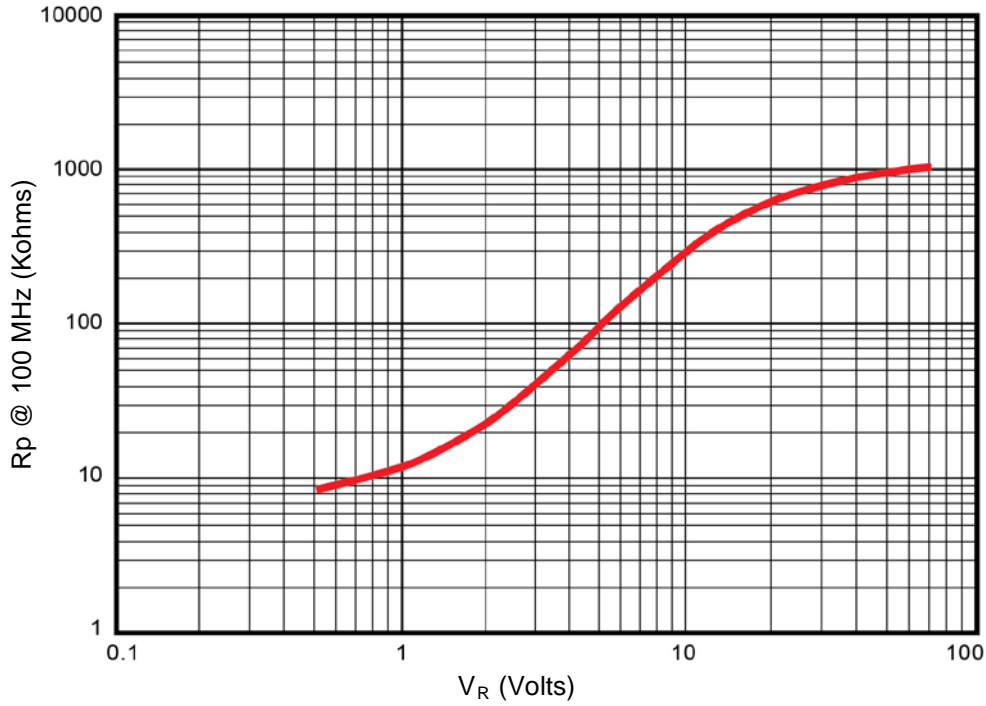


FIGURE 3 – PARALLEL RESISTANCE (TYPICAL)

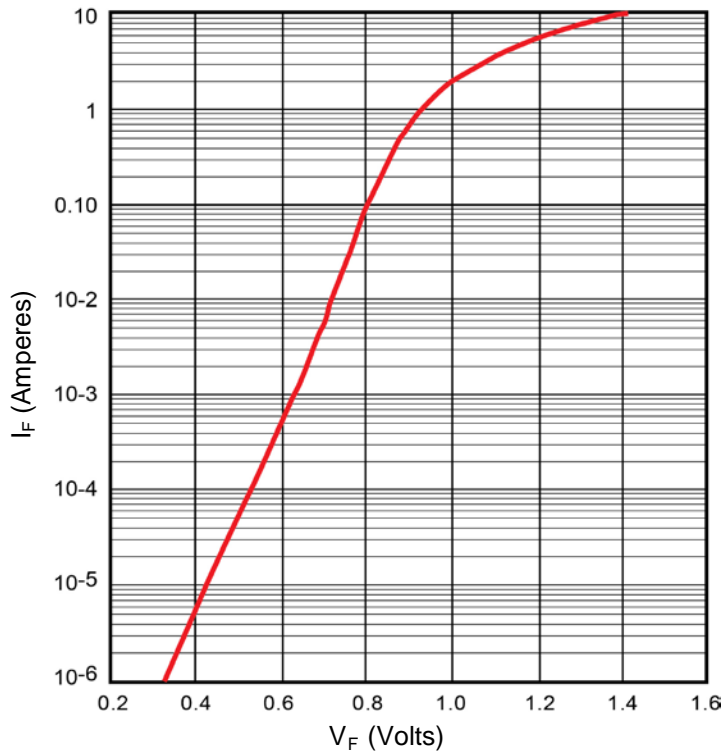
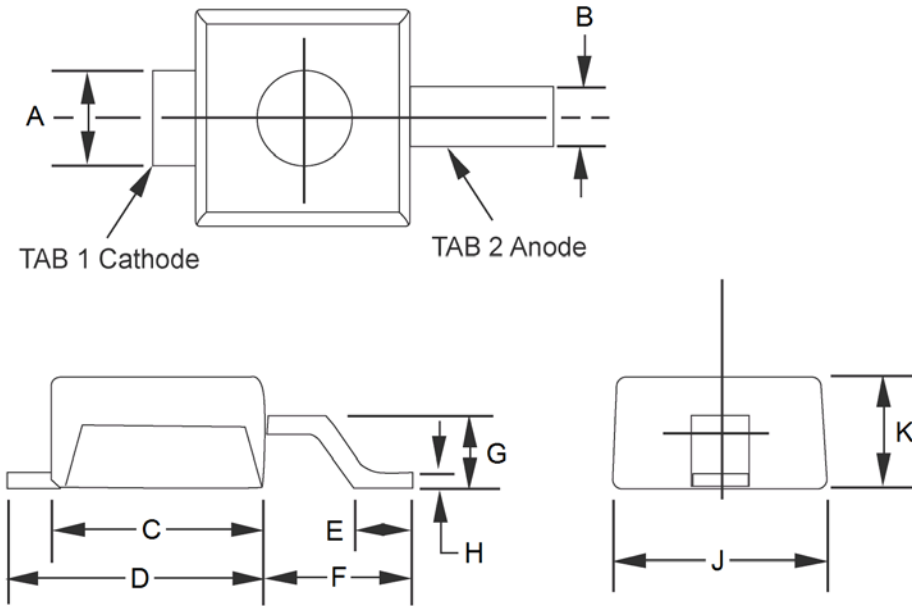
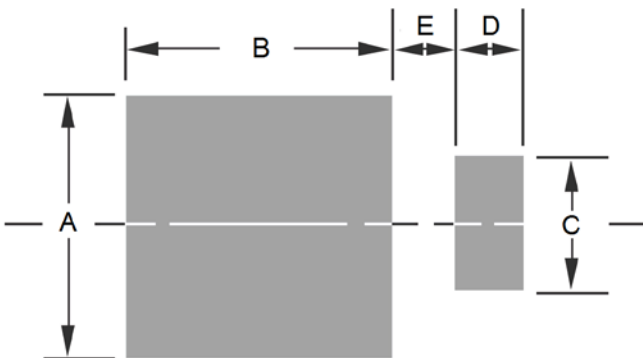


FIGURE 4 – FORWARD CURRENT vs FORWARD VOLTAGE (TYPICAL)

PACKAGE DIMENSIONS


Ltr	Dimensions			
	Inch		Millimeters	
	Min	Max	Min	Max
A	0.029	0.039	0.73	0.99
B	0.016	0.026	0.40	0.66
C	0.070	0.080	1.77	2.03
D	0.087	0.097	2.21	2.46
E	0.020	0.030	0.50	0.76
F	0.051	0.061	1.29	1.54
G	0.021	0.031	0.53	0.78
H	0.004	0.008	0.10	0.20
J	0.070	0.080	1.77	2.03
K	0.035	0.045	0.89	1.14

MOUNTING PAD DIMENSIONS


Ltr	Dimensions	
	Inch	Millimeters
A	0.100	2.54
B	0.105	2.67
C	0.050	1.27
D	0.030	0.76
E	0.025	0.64

Данный компонент на территории Российской Федерации

Вы можете приобрести в компании MosChip.

Для оперативного оформления запроса Вам необходимо перейти по данной ссылке:

<http://moschip.ru/get-element>

Вы можете разместить у нас заказ для любого Вашего проекта, будь то серийное производство или разработка единичного прибора.

В нашем ассортименте представлены ведущие мировые производители активных и пассивных электронных компонентов.

Нашей специализацией является поставка электронной компонентной базы двойного назначения, продукции таких производителей как XILINX, Intel (ex.ALTERA), Vicor, Microchip, Texas Instruments, Analog Devices, Mini-Circuits, Amphenol, Glenair.

Сотрудничество с глобальными дистрибьюторами электронных компонентов, предоставляет возможность заказывать и получать с международных складов практически любой перечень компонентов в оптимальные для Вас сроки.

На всех этапах разработки и производства наши партнеры могут получить квалифицированную поддержку опытных инженеров.

Система менеджмента качества компании отвечает требованиям в соответствии с ГОСТ Р ИСО 9001, ГОСТ РВ 0015-002 и ЭС РД 009

Офис по работе с юридическими лицами:

105318, г.Москва, ул.Щербаковская д.3, офис 1107, 1118, ДЦ «Щербаковский»

Телефон: +7 495 668-12-70 (многоканальный)

Факс: +7 495 668-12-70 (доб.304)

E-mail: info@moschip.ru

Skype отдела продаж:

moschip.ru

moschip.ru_4

moschip.ru_6

moschip.ru_9