

## Features

- RoHS compliant\*
- Low power loss and high efficiency
- High current capability
- Low profile package

## Applications

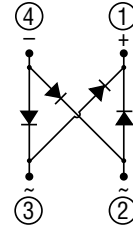
- AC operated products
- Computer monitors
- Set-top boxes
- Cable modems

# CD-HD0x Series Surface Mount Schottky Bridge Rectifier Diode

## General Information

The markets of portable communications, computing and video equipment are challenging the semiconductor industry to develop increasingly smaller electronic components.

Bourns offers Schottky Bridge Rectifier Diodes for rectification applications in compact chip package 0.24 " x 0.19 " size format, which offers PCB real estate savings and are considerably smaller than standard parts. The Schottky Bridge Rectifier Diodes offer a forward current of 1 A with a choice of repetitive peak reverse voltages between 40 V and 100 V.



## Absolute Maximum Ratings (@ T<sub>A</sub> = 25 °C Unless Otherwise Noted)

| Parameter   | Symbol             | CD-         |       |      | Unit |
|---|--------------------|-------------|-------|------|------|
|   |                    | HD004       | HD006 | HD01 |      |
| Maximum Repetitive Peak Reverse Voltage   | V <sub>RRM</sub>   | 40          | 60    | 100  | V    |
| Maximum Average Forward Rectified Current (T <sub>A</sub> = 55 °C)                                | I <sub>F(AV)</sub> | 1.0         |       |      | A    |
| Peak Forward Surge Current 8.3 ms Single Half Sine-Wave Superimposed on Rated Load (JEDEC Method) | I <sub>FSM</sub>   | 30.0        |       |      | A    |
| Operating Temperature Range   | T <sub>J</sub>     | -55 to +125 |       |      | °C   |
| Storage Temperature Range   | T <sub>STG</sub>   | -55 to +125 |       |      | °C   |

## Electrical Characteristics (@ T<sub>A</sub> = 25 °C Unless Otherwise Noted)

| Parameter                            | Symbol              | CD-HD0x                           |                         |      |       | Unit |        |
|--------------------------------------|---------------------|-----------------------------------|-------------------------|------|-------|------|--------|
|                                      |                     | Test Conditions                   |                         | Min. | Typ.  |      | Max.   |
| Instantaneous Forward Voltage        | V <sub>F</sub>      | I <sub>F</sub> = 1 A              | CD-HD004                |      | 0.49  | 0.5  | V      |
|                                      |                     |                                   | CD-HD006                |      | 0.60  | 0.70 |        |
|                                      |                     |                                   | CD-HD01                 |      | 0.75  | 0.85 |        |
| Repetitive Peak Reverse Current      | I <sub>RRM</sub>    | V <sub>R</sub> = V <sub>RRM</sub> | T <sub>A</sub> = +25 °C |      | 0.025 | 0.20 | mA     |
| Junction Capacitance                 | C <sub>J</sub>      | V <sub>R</sub> = 4 V, f = 1.0 MHz |                         |      |       | 250  | pF     |
| Thermal Resistance, Junction to Air  | R <sub>th(JA)</sub> | Junction to Ambient (NOTE 1)      |                         |      | 110   |      | °C / W |
| Thermal Resistance, Junction to Lead | R <sub>th(JC)</sub> | Junction to Lead (NOTE 1)         |                         |      | 15    |      | °C / W |

NOTE 1: Measured when mounted on PCB with 5.0 mm x 5.0 mm (0.2 " x 0.2 ") copper pad areas.

\*RoHS Directive 2002/95/EC Jan. 27, 2003 including annex and RoHS Recast 2011/65/EU June 8, 2011.

Specifications are subject to change without notice.

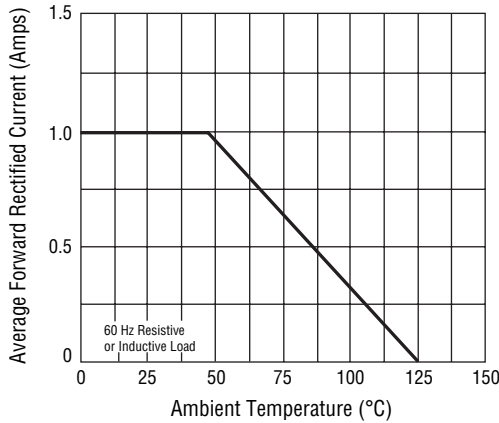
The device characteristics and parameters in this data sheet can and do vary in different applications and actual device performance may vary over time. Users should verify actual device performance in their specific applications.

# CD-HD0x Series Surface Mount Schottky Bridge Rectifier Diode

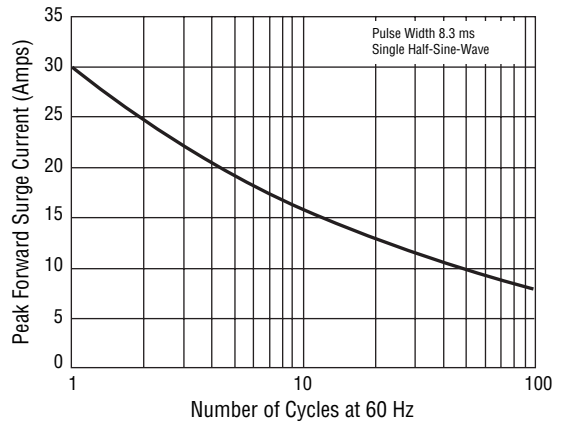


## Rating and Characteristic Curves

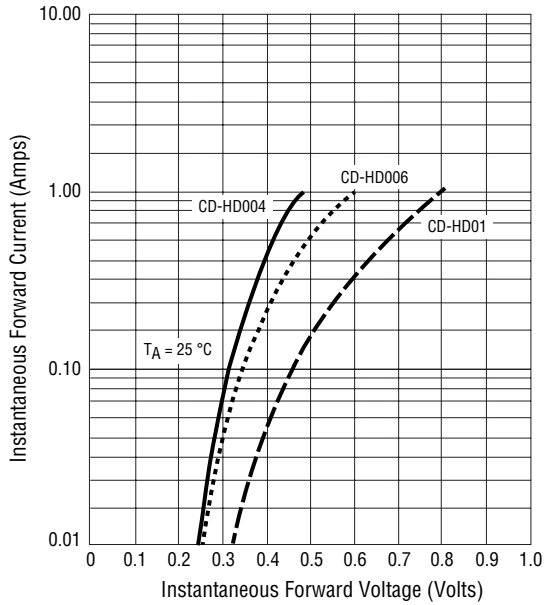
### Forward Current Derating Curve



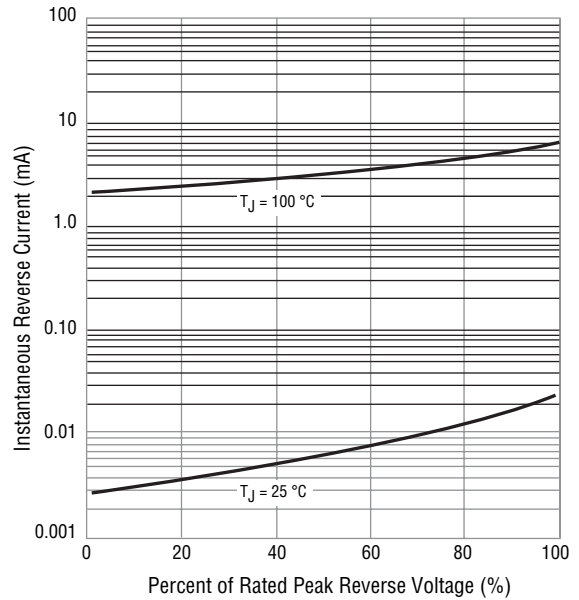
### Maximum Non-Repetitive Peak Forward Surge Current



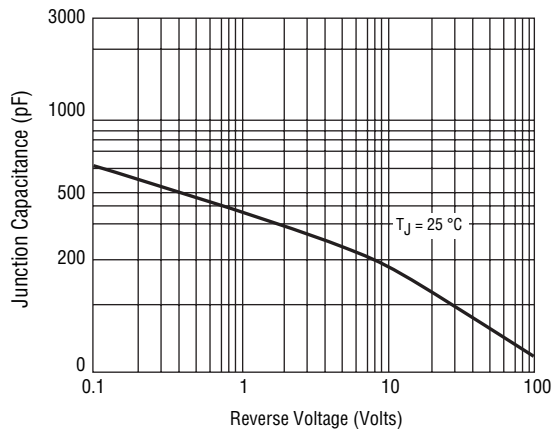
### Forward Characteristics



### Reverse Characteristics



### Typical Junction Capacitance



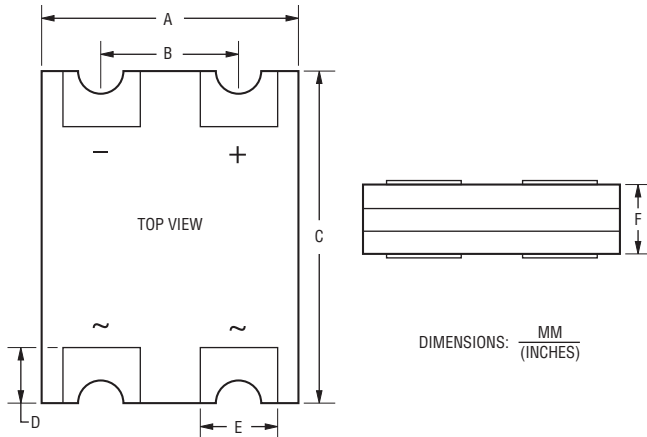
Specifications are subject to change without notice. The device characteristics and parameters in this data sheet can and do vary in different applications and actual device performance may vary over time. Users should verify actual device performance in their specific applications.

# CD-HD0x Series Surface Mount Schottky Bridge Rectifier Diode

**BOURNS®**

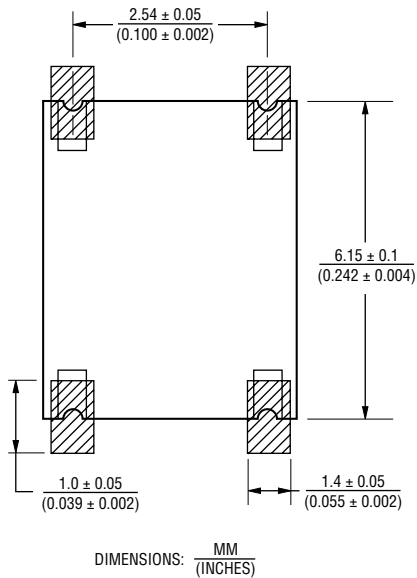
## Product Dimensions

This is an RoHS2 compliant product, packaged with FRP substrate and is epoxy underfilled. The terminals are pure tin plated (lead free) and are solderable per MIL-STD-750, Method 2026. The package and dimensions are shown below.



| Dimensions |                                       |
|------------|---------------------------------------|
| A          | $\frac{4.65 - 4.85}{(0.183 - 0.191)}$ |
| B          | $\frac{2.49 - 2.59}{(0.098 - 0.102)}$ |
| C          | $\frac{6.05 - 6.25}{(0.238 - 0.246)}$ |
| D          | $\frac{0.95 - 1.05}{(0.037 - 0.041)}$ |
| E          | $\frac{1.35 - 1.45}{(0.053 - 0.057)}$ |
| F          | $\frac{0.92 - 1.22}{(0.036 - 0.048)}$ |

## Recommended Footprint



## How to Order

Common Code \_\_\_\_\_ **CD - HD 004**

Chip Diode

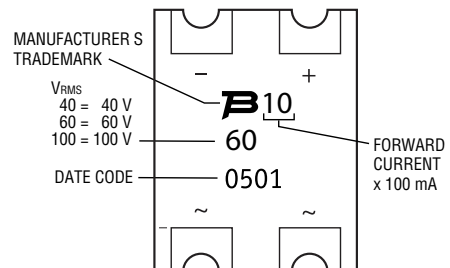
Package \_\_\_\_\_

HD = HD Bridge Series

Reverse Voltage \_\_\_\_\_

004 = 40 V  
006 = 60 V  
01 = 100 V

## Typical Part Marking



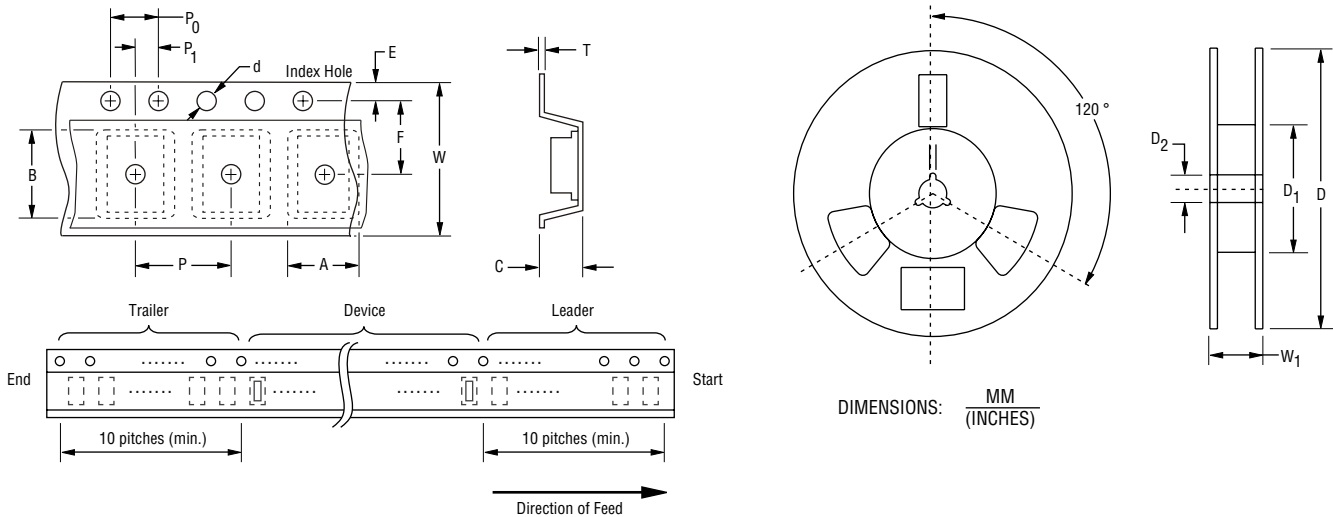
Specifications are subject to change without notice.  
The device characteristics and parameters in this data sheet can and do vary in different applications and actual device performance may vary over time.  
Users should verify actual device performance in their specific applications.

# CD-HD0x Series Surface Mount Schottky Bridge Rectifier Diode

**BOURNS®**

## Packaging Information

The surface mount product is packaged in a 12 mm x 8 mm tape and reel format per EIA-481 standard.



| Item                   | Symbol         | CD-HD0x                                    |
|------------------------|----------------|--|
| Carrier Width          | A              | $\frac{5.20 \pm 0.30}{(0.205 \pm 0.012)}$  |
| Carrier Length         | B              | $\frac{6.60 \pm 0.30}{(0.260 \pm 0.012)}$  |
| Carrier Depth          | C              | $\frac{1.65 \pm 0.10}{(0.065 \pm 0.004)}$  |
| Sprocket Hole          | d              | $\frac{1.50 \pm 0.10}{(0.059 \pm 0.004)}$  |
| Reel Outside Diameter  | D              | $\frac{330}{(12.992)}$                     |
| Reel Inner Diameter    | D <sub>1</sub> | $\frac{50.0}{(1.969)}$ MIN.                |
| Feed Hole Diameter     | D <sub>2</sub> | $\frac{13.0 \pm 0.50}{(0.512 \pm 0.02)}$   |
| Sprocket Hole Position | E              | $\frac{1.75 \pm 0.10}{(0.069 \pm 0.004)}$  |
| Punch Hole Position    | F              | $\frac{5.50 \pm 0.05}{(0.217 \pm 0.002)}$  |
| Punch Hole Pitch       | P              | $\frac{8.00 \pm 0.10}{(0.315 \pm 0.004)}$  |
| Sprocket Hole Pitch    | P <sub>0</sub> | $\frac{4.00 \pm 0.10}{(0.157 \pm 0.004)}$  |
| Embossment Center      | P <sub>1</sub> | $\frac{2.00 \pm 0.10}{(0.079 \pm 0.004)}$  |
| Overall Tape Thickness | T              | $\frac{0.40}{(0.016)}$                     |
| Tape Width             | W              | $\frac{12.00 \pm 0.30}{(0.472 \pm 0.012)}$ |
| Reel Width             | W <sub>1</sub> | $\frac{14.4}{(0.567)}$ MAX.                |
| Quantity per Reel      | --             | 5,000                                      |

**BOURNS®**

### Asia-Pacific:

Tel: +886-2 2562-4117

Email: asiacus@bourns.com

### Europe:

Tel: +36 88 520 390

Email: eurocus@bourns.com

### The Americas:

Tel: +1-951 781-5500

Email: americus@bourns.com

[www.bourns.com](http://www.bourns.com)

## Данный компонент на территории Российской Федерации

### Вы можете приобрести в компании MosChip.

Для оперативного оформления запроса Вам необходимо перейти по данной ссылке:

<http://moschip.ru/get-element>

Вы можете разместить у нас заказ для любого Вашего проекта, будь то серийное производство или разработка единичного прибора.

В нашем ассортименте представлены ведущие мировые производители активных и пассивных электронных компонентов.

Нашей специализацией является поставка электронной компонентной базы двойного назначения, продукции таких производителей как XILINX, Intel (ex.ALTERA), Vicor, Microchip, Texas Instruments, Analog Devices, Mini-Circuits, Amphenol, Glenair.

Сотрудничество с глобальными дистрибьюторами электронных компонентов, предоставляет возможность заказывать и получать с международных складов практически любой перечень компонентов в оптимальные для Вас сроки.

На всех этапах разработки и производства наши партнеры могут получить квалифицированную поддержку опытных инженеров.

Система менеджмента качества компании отвечает требованиям в соответствии с ГОСТ Р ИСО 9001, ГОСТ РВ 0015-002 и ЭС РД 009

### Офис по работе с юридическими лицами:

105318, г.Москва, ул.Щербаковская д.3, офис 1107, 1118, ДЦ «Щербаковский»

Телефон: +7 495 668-12-70 (многоканальный)

Факс: +7 495 668-12-70 (доб.304)

E-mail: [info@moschip.ru](mailto:info@moschip.ru)

Skype отдела продаж:

moschip.ru

moschip.ru\_4

moschip.ru\_6

moschip.ru\_9