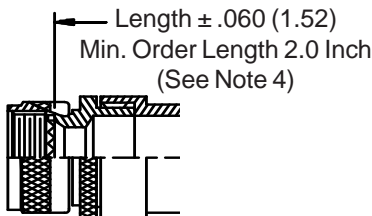
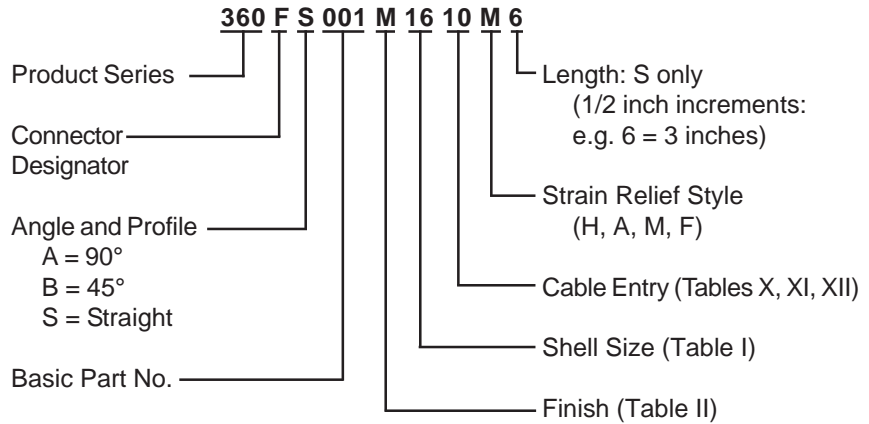
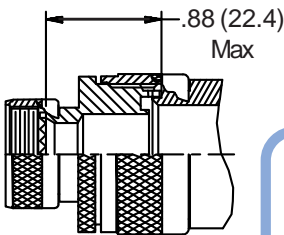


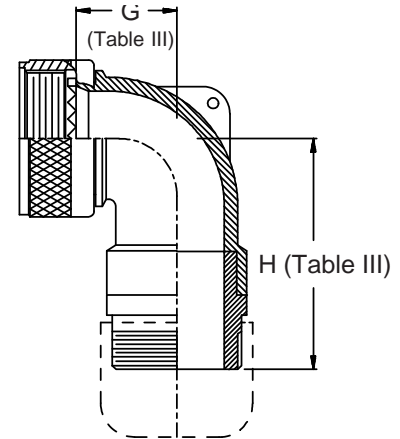
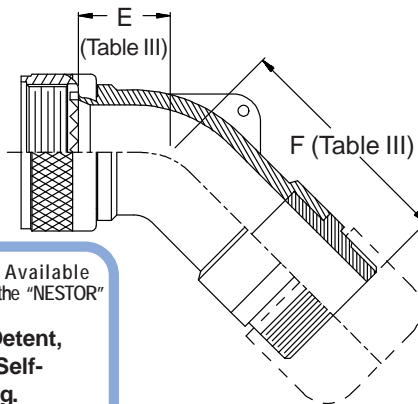
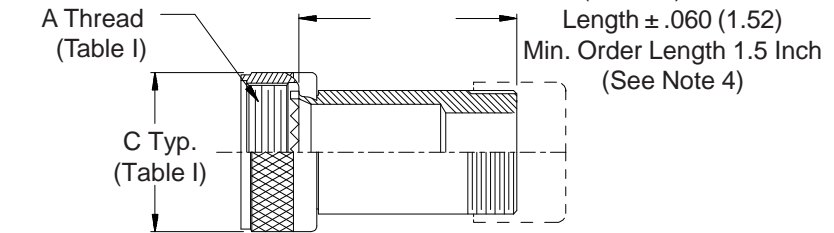
**CONNECTOR  
 DESIGNATORS  
 A-F-H-L-S  
 ROTATABLE  
 COUPLING**



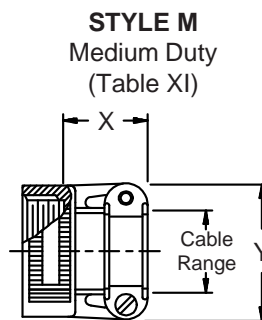
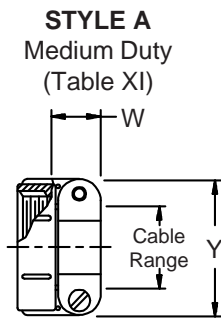
**STYLE 2  
 (STRAIGHT  
 See Note 1)**



**STYLE 2  
 (45° - 90°  
 See Note 1)**



**-445** Now Available with the "NESTOR"  
 Glenair's Non-Detent, Spring-Loaded, Self-Locking Coupling.  
 Add "-445" to Specify This AS85049 Style "N" Coupling Interface.



**360-001**  
**Non-Environmental Backshell**  
with Strain Relief  
**Low Profile - Rotatable Coupling**



**TABLE III: DIMENSIONS**

| Shell Size              |    | E<br>Max     | F<br>Max     | G<br>Max     | H<br>Max     |
|-------------------------|----|--------------|--------------|--------------|--------------|
| Conn. Desig.<br>A-F-L-S | H  |              |              |              |              |
| 08                      | 09 | .457 (11.6)  | 1.622 (41.2) | .500 (12.7)  | 1.632 (41.5) |
| 10                      | 11 | .520 (13.2)  | 1.682 (42.7) | .595 (15.1)  | 1.752 (44.5) |
| 12                      | 13 | .582 (14.8)  | 1.742 (44.2) | .610 (15.5)  | 1.772 (45.0) |
| 14                      | 15 | .645 (16.4)  | 2.062 (52.4) | .700 (17.8)  | 2.072 (52.6) |
| 16                      | 17 | .738 (18.7)  | 2.172 (55.2) | .885 (22.5)  | 2.162 (54.9) |
| 18                      | 19 | .926 (23.5)  | 2.362 (60.0) | .975 (24.8)  | 2.332 (59.2) |
| 20                      | 21 | .926 (23.5)  | 2.362 (60.0) | .975 (24.8)  | 2.332 (59.2) |
| 22                      | 23 | 1.020 (25.9) | 2.512 (63.8) | 1.125 (28.6) | 2.442 (62.0) |
| 24                      | 25 | 1.020 (25.9) | 2.512 (63.8) | 1.125 (28.6) | 2.442 (62.0) |
| 28                      |    | 1.145 (29.1) | 2.562 (65.1) | 1.225 (31.1) | 2.612 (66.3) |
| 32                      |    | 1.207 (30.7) | 2.662 (67.6) | 1.575 (40.0) | 2.862 (72.7) |
| 36                      |    | 1.238 (31.4) | 2.752 (69.9) | 1.775 (45.1) | 2.862 (72.7) |

**TABLE II: STANDARD FINISHES**

| GLENAIR SYMBOL                                      | FINISH                                            |
|-----------------------------------------------------|---------------------------------------------------|
| B                                                   | Cadmium Plate, Olive Drab                         |
| C                                                   | Anodize, Black                                    |
| G                                                   | Hard Coat, Anodic                                 |
| M                                                   | Electroless Nickel                                |
| NF                                                  | Cadmium Plate, Olive Drab Over Electroless Nickel |
| See Inside Back Cover for Additional Finish Options |                                                   |

See inside back cover fold-out or pages 13 and 14 for unabridged Tables I and II.

**TABLE X: CABLE ENTRY**

| Dash No. | T Max        | V Max        | Cable Range  |              |              |              |
|----------|--------------|--------------|--------------|--------------|--------------|--------------|
|          |              |              | Min          | Max          | Min          | Max          |
| 04       | .780 (19.8)  | .957 (24.3)  | .125 (3.2)   | .312 (7.9)   | .125 (3.2)   | .312 (7.9)   |
| 06       | .780 (19.8)  | 1.145 (29.1) | .250 (6.4)   | .437 (11.1)  | .250 (6.4)   | .437 (11.1)  |
| 08       | .780 (19.8)  | 1.332 (33.8) | .312 (7.9)   | .562 (14.3)  | .312 (7.9)   | .562 (14.3)  |
| 10       | .780 (19.8)  | 1.332 (33.8) | .350 (8.9)   | .625 (15.9)  | .350 (8.9)   | .625 (15.9)  |
| 12       | .811 (20.6)  | 1.551 (39.4) | .500 (12.7)  | .750 (19.1)  | .500 (12.7)  | .750 (19.1)  |
| 16       | .905 (23.0)  | 1.770 (45.0) | .625 (15.9)  | .937 (23.8)  | .625 (15.9)  | .937 (23.8)  |
| 20       | 1.092 (27.7) | 2.113 (53.7) | .875 (22.2)  | 1.250 (31.8) | .875 (22.2)  | 1.250 (31.8) |
| 24       | 1.124 (28.5) | 2.363 (60.0) | 1.000 (25.4) | 1.375 (34.9) | 1.000 (25.4) | 1.375 (34.9) |
| 28       | 1.399 (35.5) | 2.770 (70.4) | 1.250 (31.8) | 1.625 (41.3) | 1.250 (31.8) | 1.625 (41.3) |
| 32       | 1.399 (35.5) | 3.020 (76.7) | 1.437 (36.5) | 1.875 (47.6) | 1.437 (36.5) | 1.875 (47.6) |

**TABLE XII: CABLE ENTRY**

| Dash No. | Z Max        | Cable Range  |              |              |              |
|----------|--------------|--------------|--------------|--------------|--------------|
|          |              | Min          | Max          | Min          | Max          |
| 02       | .968 (24.6)  | .125 (3.2)   | .250 (6.4)   | .125 (3.2)   | .250 (6.4)   |
| 03       | 1.046 (26.6) | .250 (6.4)   | .375 (9.5)   | .250 (6.4)   | .375 (9.5)   |
| 04       | 1.156 (29.4) | .312 (7.9)   | .500 (12.7)  | .312 (7.9)   | .500 (12.7)  |
| 05       | 1.218 (30.9) | .437 (11.1)  | .625 (15.9)  | .437 (11.1)  | .625 (15.9)  |
| 06       | 1.343 (34.1) | .562 (14.3)  | .750 (19.1)  | .562 (14.3)  | .750 (19.1)  |
| 07       | 1.468 (37.3) | .687 (17.4)  | .875 (22.2)  | .687 (17.4)  | .875 (22.2)  |
| 08       | 1.593 (40.5) | .812 (20.6)  | 1.000 (25.4) | .812 (20.6)  | 1.000 (25.4) |
| 10       | 1.843 (46.8) | 1.062 (27.0) | 1.250 (31.8) | 1.062 (27.0) | 1.250 (31.8) |

**TABLE XI: CABLE ENTRY**

| Dash No. | W Max        | X Max        | Y Max        | Cable Range  |              |              |              |
|----------|--------------|--------------|--------------|--------------|--------------|--------------|--------------|
|          |              |              |              | Min          | Max          | Min          | Max          |
| 03*      | .437 (11.1)  | .760 (19.3)  | .843 (21.4)  | .156 (4.0)   | .250 (6.4)   | .156 (4.0)   | .250 (6.4)   |
| 04*      | .437 (11.1)  | .760 (19.3)  | .906 (23.0)  | .188 (4.8)   | .312 (7.9)   | .188 (4.8)   | .312 (7.9)   |
| 06*      | .500 (12.7)  | .760 (19.3)  | 1.093 (27.8) | .281 (7.1)   | .438 (11.1)  | .281 (7.1)   | .438 (11.1)  |
| 08       | .563 (14.3)  | .760 (19.3)  | 1.187 (30.1) | .344 (8.7)   | .562 (14.3)  | .344 (8.7)   | .562 (14.3)  |
| 10       | .563 (14.3)  | .760 (19.3)  | 1.281 (32.5) | .375 (9.5)   | .625 (15.9)  | .375 (9.5)   | .625 (15.9)  |
| 12       | .563 (14.3)  | .760 (19.3)  | 1.500 (38.1) | .438 (11.1)  | .750 (19.1)  | .438 (11.1)  | .750 (19.1)  |
| 16       | .656 (16.7)  | 1.073 (27.3) | 1.719 (43.7) | .562 (14.3)  | .938 (23.8)  | .562 (14.3)  | .938 (23.8)  |
| 20       | .656 (16.7)  | 1.323 (33.6) | 2.062 (52.4) | .750 (19.1)  | 1.250 (31.8) | .750 (19.1)  | 1.250 (31.8) |
| 24       | .656 (16.7)  | 1.323 (33.6) | 2.312 (58.7) | .781 (19.8)  | 1.375 (34.9) | .781 (19.8)  | 1.375 (34.9) |
| 28       | 1.188 (30.2) | 1.572 (39.9) | 2.719 (69.1) | .969 (24.6)  | 1.625 (41.3) | .969 (24.6)  | 1.625 (41.3) |
| 32*      | 1.187 (30.1) | 1.572 (39.9) | 2.969 (75.4) | 1.125 (28.6) | 1.875 (47.6) | 1.125 (28.6) | 1.875 (47.6) |
| 40*      | 1.125 (28.6) | 1.572 (39.9) | 3.531 (89.7) | 1.469 (37.3) | 2.375 (60.3) | 1.469 (37.3) | 2.375 (60.3) |

\* Not available in Style M clamp.

1. When maximum cable entry (page 21) is exceeded, Style 2 will be supplied. Dimensions E, F, G and H will not apply. Please consult factory.
2. Metric dimensions (mm) are indicated in parentheses.
3. Cable range is defined as the accommodations range for the wire bundle or cable. Dimensions shown are not intended for inspection criteria.
4. Consult factory for shorter lengths on straight backshells.

## Данный компонент на территории Российской Федерации

### Вы можете приобрести в компании MosChip.

Для оперативного оформления запроса Вам необходимо перейти по данной ссылке:

<http://moschip.ru/get-element>

Вы можете разместить у нас заказ для любого Вашего проекта, будь то серийное производство или разработка единичного прибора.

В нашем ассортименте представлены ведущие мировые производители активных и пассивных электронных компонентов.

Нашей специализацией является поставка электронной компонентной базы двойного назначения, продукции таких производителей как XILINX, Intel (ex.ALTERA), Vicor, Microchip, Texas Instruments, Analog Devices, Mini-Circuits, Amphenol, Glenair.

Сотрудничество с глобальными дистрибьюторами электронных компонентов, предоставляет возможность заказывать и получать с международных складов практически любой перечень компонентов в оптимальные для Вас сроки.

На всех этапах разработки и производства наши партнеры могут получить квалифицированную поддержку опытных инженеров.

Система менеджмента качества компании отвечает требованиям в соответствии с ГОСТ Р ИСО 9001, ГОСТ РВ 0015-002 и ЭС РД 009

### Офис по работе с юридическими лицами:

105318, г.Москва, ул.Щербаковская д.3, офис 1107, 1118, ДЦ «Щербаковский»

Телефон: +7 495 668-12-70 (многоканальный)

Факс: +7 495 668-12-70 (доб.304)

E-mail: [info@moschip.ru](mailto:info@moschip.ru)

Skype отдела продаж:

moschip.ru

moschip.ru\_4

moschip.ru\_6

moschip.ru\_9