

Electrical Details	
Electrical Configuration	C Filter
Capacitance Measurement	@ 1000hr Point
Current Rating	10A
Insulation Resistance (IR)	10GΩ or 1000ΩF
Temperature Rating	-55°C to +125°C
Ferrite Inductance (Typical)	Not Applicable
Mechanical Details	
Head Diameter	4.4mm (0.173")
Nut A/F	N/a. For use in tapped hole
Washer Diameter	N/a
Mounting Torque	0.18Nm (1.59lbf in) max.
Mounting Hole	M3.5 x 0.5 - 6h
Max. Panel Thickness	N/a
Weight (Typical)	0.8g (0.03oz)
Finish	Silver plate on copper undercoat

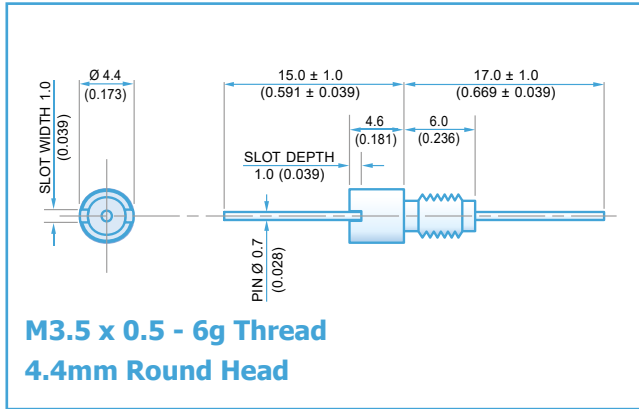
Product Code	Capacitance (±20%) UOS	Dielectric	Rated Voltage (Vdc)	DWV (Vdc)	Typical No-Load Insertion Loss (dB)							
					0.01MHz	0.1MHz	1MHz	10MHz	100MHz	1GHz		
*SFKKC5000100ZC	10pF -20% / +80%	COG/NPO	500#	750						4		
SFKKC5000150ZC	15pF -20% / +80%											7
SFKKC5000220ZC	22pF -20% / +80%											10
SFKKC5000330ZC	33pF -20% / +80%											12
*SFKKC5000470ZC	47pF -20% / +80%										1	15
*SFKKC5000680MC	68pF										2	18
*SFKKC5000101MC	100pF										4	22
SFKKC5000151MC	150pF										7	25
*SFKKC5000221MC	220pF										10	29
*SFKKC5000331MC	330pF										13	33
*SFKKC5000471MX	470pF	†X7R					1	16	35			
SFKKC5000681MX	680pF						2	19	36			
*SFKKC5000102MX	1.0nF	X7R	200	500				4	23	41		
SFKKC5000152MX	1.5nF								7	26	45	
*SFKKC5000222MX	2.2nF									10	30	50
SFKKC5000332MX	3.3nF									13	33	52
*SFKKC5000472MX	4.7nF									1	16	36
SFKKC5000682MX	6.8nF									2	19	39
*SFKKC5000103MX	10nF									4	22	41
*SFKKC5000153MX	15nF									7	25	44
*SFKKC5000223MX	22nF									10	29	46
SFKKC5000333MX	33nF									13	33	48
*SFKKC2000473MX	47nF					1	16	35	50			
SFKKC2000683MX	68nF					2	19	39	54			
*SFKKC1000104MX	100nF		100	250		4	22	41	57			
*SFKKC0500154MX	150nF		50	125		7	25	45	60			

Also rated for operation at 115Vac 400Hz. Self heating will occur – evaluation in situ recommended. * Recommended values. † Also available in COG/NPO.

Ordering Information - SFKKC range

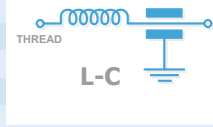
SF	K	K	C	500	0101	M	C	0
Type	Case style	Thread	Electrical configuration	Voltage (dc)	Capacitance in picofarads (pF)	Tolerance	Dielectric	Nuts & Washers
Syfer Filter	4.4mm O.D.	M3.5	C = C Filter	050 = 50V 100 = 100V 200 = 200V 500 = 500V	First digit is 0. Second and third digits are significant figures of capacitance code. The fourth digit is number of zeros following Example: 0101 = 100pF 0332 = 3300pF	M = ±20% Z = -20+80%	C = COG/NPO X = X7R	0 = Without

Note: Installation tool available on request
 Note: The addition of a 4-digit numerical suffix code can be used to denote changes to the standard part. Options include for example: change of finish / alternative voltage rating / non-standard intermediate capacitance values / test requirements. Please refer specific requests to the factory.



Electrical Details

Electrical Configuration	L-C Filter
Capacitance Measurement	@ 1000hr Point
Current Rating	10A
Insulation Resistance (IR)	10GΩ or 1000ΩF
Temperature Rating	-55°C to +125°C
Ferrite Inductance (Typical)	50nH



Mechanical Details

Head Diameter	4.4mm (0.173")
Nut A/F	N/A. For use in tapped hole
Washer Diameter	N/A
Mounting Torque	0.18Nm (1.59lbf in) max.
Mounting Hole	M3.5 x 0.6 - 6h
Max. Panel Thickness	N/
Weight (Typical)	0.8g (0.03oz)
Finish	Silver plate on copper undercoat

Product Code	Capacitance (±20%) UOS	Dielectric	Rated Voltage (Vdc)	DWV (Vdc)	Typical No-Load Insertion Loss (dB)								
					0.01MHz	0.1MHz	1MHz	10MHz	100MHz	1GHz			
*SFKKL5000100ZC	10pF -20% / +80%	COG/NP0	500#	750						6			
SFKKL5000150ZC	15pF -20% / +80%											9	
SFKKL5000220ZC	22pF -20% / +80%											12	
SFKKL5000330ZC	33pF -20% / +80%										1	15	
*SFKKL5000470ZC	47pF -20% / +80%										2	19	
*SFKKL5000680MC	68pF										4	20	
*SFKKL5000101MC	100pF										7	24	
SFKKL5000151MC	150pF										10	27	
*SFKKL5000221MC	220pF										12	30	
*SFKKL5000331MC	330pF									1	16	34	
*SFKKL5000471MX	470pF				†X7R	500#	750				2	19	38
SFKKL5000681MX	680pF									3	22	41	
*SFKKL5000102MX	1.0nF				X7R	500#	750				6	25	44
SFKKL5000152MX	1.5nF									9	29	48	
*SFKKL5000222MX	2.2nF									12	31	51	
SFKKL5000332MX	3.3nF			15				35	54				
*SFKKL5000472MX	4.7nF							1	18	39	57		
SFKKL5000682MX	6.8nF							2	21	41	60		
*SFKKL5000103MX	10nF							4	23	43	63		
*SFKKL5000153MX	15nF							7	27	46	66		
*SFKKL5000223MX	22nF							10	30	48	68		
SFKKL5000333MX	33nF							13	34	50	70		
*SFKKL2000473MX	47nF		200	500				1	17	37	51	>70	
SFKKL2000683MX	68nF							2	20	40	55	>70	
*SFKKL1000104MX	100nF		100	250				4	22	44	60	>70	
*SFKKL0500154MX	150nF		50	125	7	25	47	62	>70				

Also rated for operation at 115Vac 400Hz. Self-heating will occur – evaluation in situ recommended. * Recommended values. † Also available in COG/NP0.

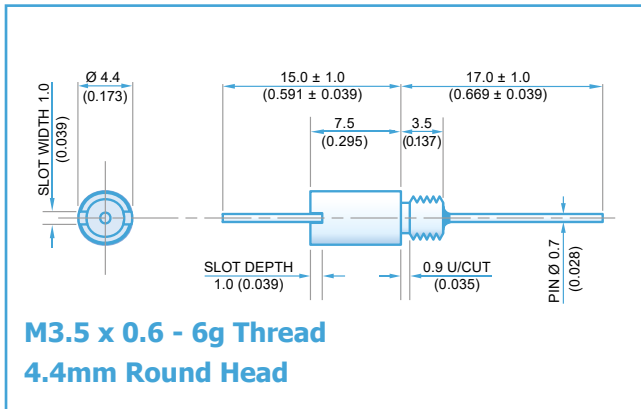

Ordering Information - SFKKL range

SF	K	K	L	500	0101	M	C	O
Type	Case style	Thread	Electrical configuration	Voltage (dc)	Capacitance in picofarads (pF)	Tolerance	Dielectric	Nuts & Washers
Syfer Filter	4.4mm O.D.	M3.5	L = L-C Filter	050 = 50V 100 = 100V 200 = 200V 500 = 500V	First digit is 0. Second and third digits are significant figures of capacitance code. The fourth digit is number of zeros following Example: 0101 = 100pF 0332 = 3300pF	M = ±20% Z = -20+80%	C = COG/NP0 X = X7R	O = Without

Note: Installation tool available on request

Note: The addition of a 4-digit numerical suffix code can be used to denote changes to the standard part.

Options include for example: change of finish / alternative voltage rating / non-standard intermediate capacitance values / test requirements. Please refer specific requests to the factory.



Electrical Details	
Electrical Configuration	T Filter
Capacitance Measurement	@ 1000hr Point
Current Rating	10A
Insulation Resistance (IR)	10GΩ or 1000ΩF
Temperature Rating	-55°C to +125°C
Ferrite Inductance (Typical)	100nH
Mechanical Details	
Head Diameter	4.4mm (0.173")
Nut A/F	N/A. For use in tapped hole
Washer Diameter	N/A
Mounting Torque	0.18Nm (1.59lbf in) max.
Mounting Hole	M3.5 x 0.5 - 6h
Max. Panel Thickness	N/A
Weight (Typical)	0.8g (0.03oz)
Finish	Silver plate on copper undercoat

Product Code	Capacitance (±20%) UOS	Dielectric	Rated Voltage (Vdc)	DWV (Vdc)	Typical No-Load Insertion Loss (dB)							
					0.01MHz	0.1MHz	1MHz	10MHz	100MHz	1GHz		
*SFKKT5000100ZC	10pF -20% / +80%	COG/NPO	500#	750						9		
SFKKT5000150ZC	15pF -20% / +80%											11
SFKKT5000220ZC	22pF -20% / +80%										1	14
SFKKT5000330ZC	33pF -20% / +80%										2	18
*SFKKT5000470ZC	47pF -20% / +80%										4	20
*SFKKT5000680MC	68pF										6	23
*SFKKT5000101MC	100pF										9	27
SFKKT5000151MC	150pF										12	30
*SFKKT5000221MC	220pF										15	33
*SFKKT5000331MC	330pF											
*SFKKT5000471MX	470pF				†X7R					1	19	36
SFKKT5000681MX	680pF									2	21	40
*SFKKT5000102MX	1.0nF	X7R	200	500								
SFKKT5000152MX	1.5nF											
*SFKKT5000222MX	2.2nF											
SFKKT5000332MX	3.3nF											
*SFKKT5000472MX	4.7nF											
SFKKT5000682MX	6.8nF											
*SFKKT5000103MX	10nF											
*SFKKT5000153MX	15nF											
*SFKKT5000223MX	22nF											
SFKKT5000333MX	33nF											
*SFKKT2000473MX	47nF											
SFKKT2000683MX	68nF											
*SFKKT1000104MX	100nF											
*SFKKT0500154MX	150nF											

Also rated for operation at 115Vac 400Hz. Self-heating will occur – evaluation in situ recommended. * Recommended values. † Also available in COG/NPO.

Ordering Information - SFKKT range

SF	K	K	T	500	0101	M	C	0
Type	Case style	Thread	Electrical configuration	Voltage (dc)	Capacitance in picofarads (pF)	Tolerance	Dielectric	Nuts & Washers
Syfer Filter	4.4mm O.D.	M3.5	T = T Filter	050 = 50V 100 = 100V 200 = 200V 500 = 500V	First digit is 0. Second and third digits are significant figures of capacitance code. The fourth digit is number of zeros following Example: 0101 = 100pF 0332 = 3300pF	M = ±20% Z = -20+80%	C = COG/NPO X = X7R	0 = Without

Note: The addition of a 4-digit numerical suffix code can be used to denote changes to the standard part. Options include for example: change of finish / alternative voltage rating / non-standard intermediate capacitance values / test requirements. Please refer specific requests to the factory. * Mounting tool available.

Данный компонент на территории Российской Федерации

Вы можете приобрести в компании MosChip.

Для оперативного оформления запроса Вам необходимо перейти по данной ссылке:

<http://moschip.ru/get-element>

Вы можете разместить у нас заказ для любого Вашего проекта, будь то серийное производство или разработка единичного прибора.

В нашем ассортименте представлены ведущие мировые производители активных и пассивных электронных компонентов.

Нашей специализацией является поставка электронной компонентной базы двойного назначения, продукции таких производителей как XILINX, Intel (ex.ALTERA), Vicor, Microchip, Texas Instruments, Analog Devices, Mini-Circuits, Amphenol, Glenair.

Сотрудничество с глобальными дистрибьюторами электронных компонентов, предоставляет возможность заказывать и получать с международных складов практически любой перечень компонентов в оптимальные для Вас сроки.

На всех этапах разработки и производства наши партнеры могут получить квалифицированную поддержку опытных инженеров.

Система менеджмента качества компании отвечает требованиям в соответствии с ГОСТ Р ИСО 9001, ГОСТ РВ 0015-002 и ЭС РД 009

Офис по работе с юридическими лицами:

105318, г.Москва, ул.Щербаковская д.3, офис 1107, 1118, ДЦ «Щербаковский»

Телефон: +7 495 668-12-70 (многоканальный)

Факс: +7 495 668-12-70 (доб.304)

E-mail: info@moschip.ru

Skype отдела продаж:

moschip.ru

moschip.ru_4

moschip.ru_6

moschip.ru_9