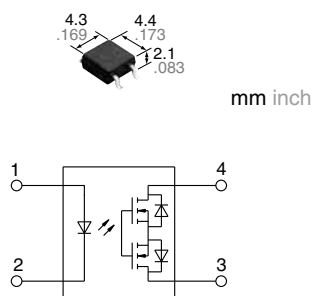


Miniature SOP4-pin C×R10 40V load voltage

PhotoMOS®
RF SOP 1 Form A C×R10
(AQY221○2S)



RoHS compliant

FEATURES

1. Both low on-resistance (R type) and low capacitance (C type) available at excellent characteristics of C×R10

	AQY221R2S (R type)	AQY221N2S (C type)
Low on resistance: R	0.8Ω	9.5Ω
Low output capacitance: C	13pF	1pF

2. High speed switching

Turn on time: Typ. 0.03ms

Turn off time: Typ. 0.03ms

(AQY221N2S)

3. Small profile of miniature SOP4-pin

4. Low-level off state leakage current of Typ. 0.01nA (AQY221N2S)

TYPICAL APPLICATIONS

1. Measuring and testing equipment
IC tester, Liquid crystal driver tester, Semiconductor performance tester, Bare board tester, In-circuit tester, Function tester, etc.

2. Telecommunication and broadcasting equipment

3. Medical equipment

Ultrasonic wave diagnostic machine

4. Multi-point recorder

Data logger, Warping and Thermocouple, etc.

TYPES

	Type	Output rating*		Package	Part No.			Packing quantity	
		Load voltage	Load current		Tube packing style	Tape and reel packing style		Tube	Tape and reel
						Picked from the 1/2-pin side	Picked from the 3/4-pin side		
AC/DC dual use	Low on resistance (R type)	40V	250mA	SOP4-pin	AQY221R2S	AQY221R2SX	AQY221R2SZ	1 tube contains: 100 pcs. 1 batch contains: 2,000 pcs.	1,000 pcs.
	Low capacitance (C type)	40V	120mA		AQY221N2S	AQY221N2SX	AQY221N2SZ		

* Indicate the peak AC and DC values.

Note: For space reasons, the initial letters of the part number "AQY", the package (SOP) indicator "S" and the packing style indicator "X" or "Z" are not marked on the device. (Ex. the label for product number AQY221R2SX is 221R2)

RATING

1. Absolute maximum ratings (Ambient temperature: 25°C 77°F)

Item		Symbol	AQY221R2S (R type)	AQY221N2S (C type)	Remarks
Input	LED forward current	I _F	50mA		
	LED reverse voltage	V _R	5V		
	Peak forward current	I _{FP}	1A		f=100 Hz, Duty factor=0.1%
	Power dissipation	P _{in}	75mW		
Output	Load voltage (peak AC)	V _L	40V		
	Continuous load current	I _L	0.25A	0.12A	Peak AC, DC
	Peak load current	I _{peak}	0.75A	0.30A	100 ms (1 shot), V _L = DC
	Power dissipation	P _{out}	300mW		
Total power dissipation		P _T	350mW		
I/O isolation voltage		V _{iso}	500Vrms	1,500Vrms	
Ambient temperature	Operating	T _{opr}	-40 to +85°C -40 to +185°F		(Non-icing at low temperatures)
	Storage	T _{stg}	-40 to +100°C -40 to +212°F		

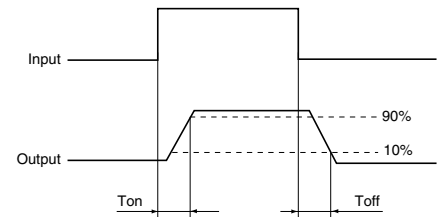
RF SOP 1 Form A C×R10 (AQY221○2S)

2. Electrical characteristics (Ambient temperature: 25°C 77°F)

Item		Symbol	AQY221R2S (R type)	AQY221N2S (C type)	Condition
Input	LED operate current	Typical	0.5 mA	0.9 mA	$I_L = 250 \text{ mA}$ (R type) $I_L = 80 \text{ mA}$ (C type)
		Maximum	3.0 mA		
	LED turn off current	Minimum	0.1 mA	0.2 mA	$I_L = 250 \text{ mA}$ (R type) $I_L = 80 \text{ mA}$ (C type)
		Typical	0.4 mA	0.85 mA	
LED dropout voltage	Typical	1.25 V (1.14 V at $I_F = 5 \text{ mA}$)			$I_F = 50 \text{ mA}$
	Maximum	1.5 V			
Output	On resistance	Typical	0.8Ω	9.5Ω	$I_F = 5 \text{ mA}$ $I_L = 250 \text{ mA}$ (R type), $I_L = 80 \text{ mA}$ (C type) Within 1 s
		Maximum	1.25Ω	12.5Ω	
	Output capacitance	Typical	13 pF	1.0 pF	$I_F = 0 \text{ mA}$ $V_B = 0 \text{ V}$ $f = 1 \text{ MHz}$
		Maximum	18 pF	1.5 pF	
Off state leakage current	Typical	0.03 nA	0.01 nA	$I_F = 0 \text{ mA}$ $V_L = \text{Max.}$	
	Maximum	*10 nA			
Transfer characteristics	Turn on time**	Typical	0.1 ms	0.03 ms	$I_F = 5 \text{ mA}$ $V_L = 10 \text{ V}$ $R_L = 40\Omega$ (R type), 125Ω (C type)
		Maximum	0.5ms		
	Turn off time**	Typical	0.06 ms	0.03 ms	$I_F = 5 \text{ mA}$ $V_L = 10 \text{ V}$ $R_L = 40\Omega$ (R type), 125Ω (C type)
		Maximum	0.2 ms		
	I/O capacitance	Typical	0.8 pF		$f = 1 \text{ MHz}$ $V_B = 0 \text{ V}$
Maximum		1.5 pF			
Initial I/O isolation resistance	Minimum	R_{iso}	1,000MΩ	500 V DC	

*Available as custom orders (1 nA or less)

**Turn on/Turn off time



3. Recommended operating conditions (Ambient temperature: 25°C 77°F)

Please use under recommended operating conditions to obtain expected characteristics.

Item	Symbol	Min.	Max.	Unit	
LED current	I_F	5	30	mA	
AQY221R2S	Load voltage (Peak AC)	V_L	—	15	V
	Continuous load current	I_L	—	0.25	A
AQY221N2S	Load voltage (Peak AC)	V_L	—	15	V
	Continuous load current	I_L	—	0.12	A

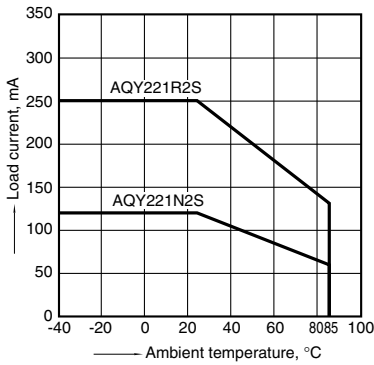
■ These products are not designed for automotive use.

If you are considering to use these products for automotive applications, please contact your local Panasonic Corporation technical representative.

REFERENCE DATA

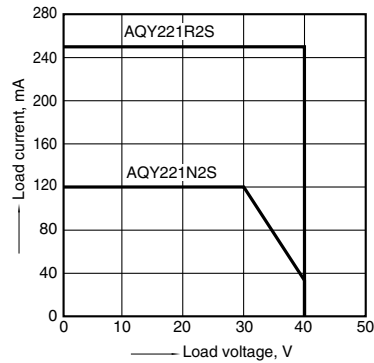
1. Load current vs. ambient temperature characteristics

Allowable ambient temperature: -40 to +85°C
-40 to +185°F



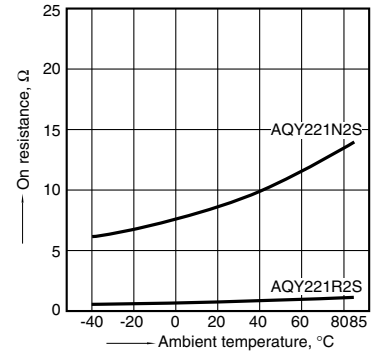
2. Load current vs. Load voltage characteristics

Ambient temperature: 25°C 77°F



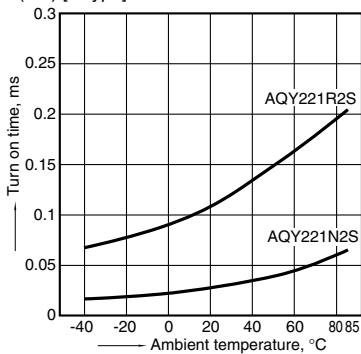
3. On resistance vs. ambient temperature characteristics

Measured portion: between terminals 3 and 4
LED current: 5 mA; Load voltage: Max. (DC);
Load current: 250mA (DC) [R type], 80mA (DC) [C type]



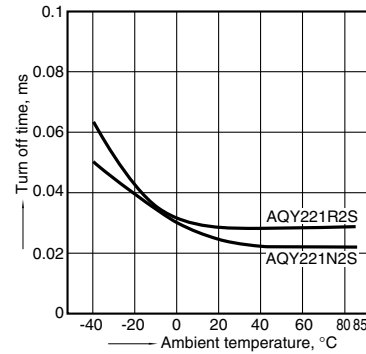
4. Turn on time vs. ambient temperature characteristics

Measured portion: between terminals 3 and 4
LED current: 5 mA; Load voltage: 10V (DC);
Continuous load current: 250mA (DC) [R type],
80mA (DC) [C type]



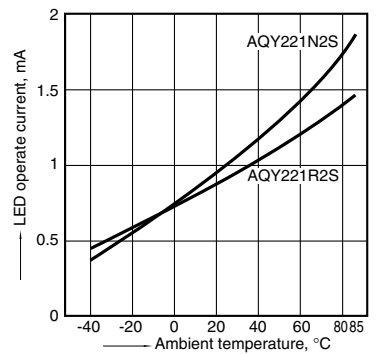
5. Turn off time vs. ambient temperature characteristics

LED current: 5 mA; Load voltage: 10V (DC);
Continuous load current: 250mA (DC) [R type],
80mA (DC) [C type]



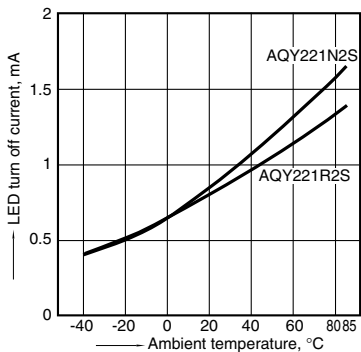
6. LED operate current vs. ambient temperature characteristics

Load voltage: Max. (DC);
Continuous load current: 250mA (DC) [R type],
80mA (DC) [C type]



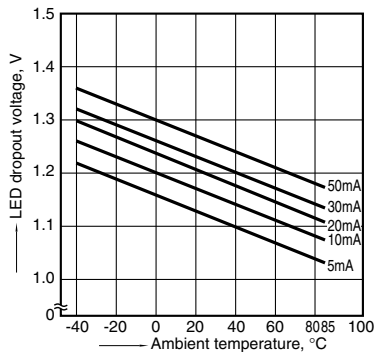
7. LED turn off current vs. ambient temperature characteristics

Load voltage: Max. (DC); Continuous load current:
250mA (DC) [R type], 80mA (DC) [C type];



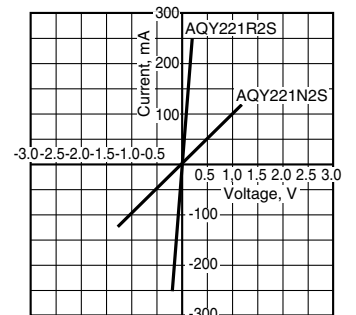
8. LED dropout voltage vs. ambient temperature characteristics

LED current: 5 to 50 mA



9. Current vs. voltage characteristics of output at MOS portion

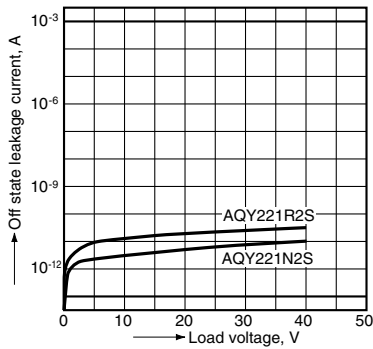
Measured portion: between terminals 3 and 4
Ambient temperature: 25°C 77°F



RF SOP 1 Form A CxR10 (AQY221O2S)

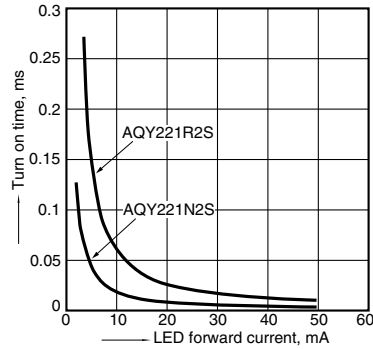
10. Off state leakage current vs. load voltage characteristics

Measured portion: between terminals 3 and 4
Ambient temperature: 25°C 77°F



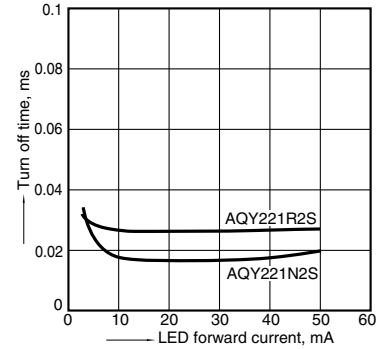
11. Turn on time vs. LED forward current characteristics

Measured portion: between terminals 3 and 4
Load voltage: 10V (DC); Continuous load current: 250mA (DC) [R type], 80mA (DC) [C type];
Ambient temperature: 25°C 77°F



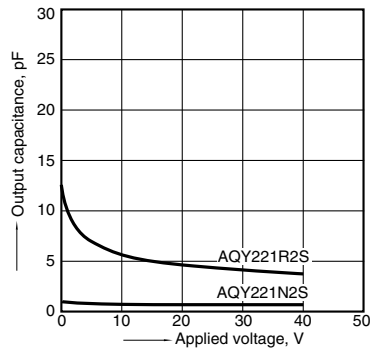
12. Turn off time vs. LED forward current characteristics

Measured portion: between terminals 3 and 4
Load voltage: 10V (DC); Continuous load current: 250mA (DC) [R type], 80mA (DC) [C type];
Ambient temperature: 25°C 77°F



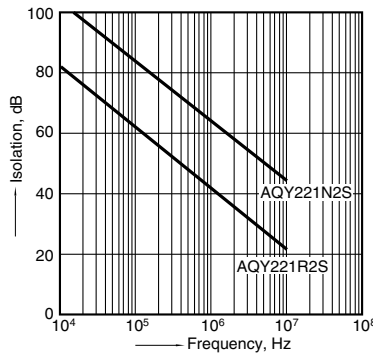
13. Output capacitance vs. applied voltage characteristics

Measured portion: between terminals 3 and 4
Frequency: 1 MHz, 30mVrms; Ambient temperature: 25°C 77°F



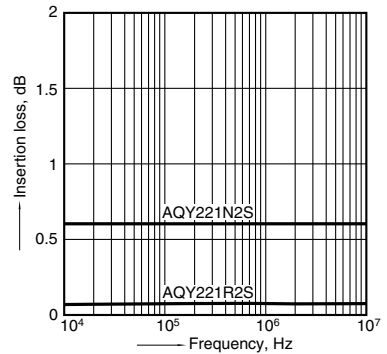
14. Isolation vs. frequency characteristics (50Ω impedance)

Measured portion: between terminals 3 and 4
Ambient temperature: 25°C 77°F



15. Insertion loss vs. frequency characteristics (50Ω impedance)

Measured portion: between terminals 3 and 4
Ambient temperature: 25°C 77°F



"PhotoMOS®", "PhotoMOS" and "PHOTOMOS" are registered trademarks of Panasonic Corporation.

*Recognized in Japan, the United States, all member states of European Union and other countries.

Please contact

Panasonic Corporation

Electromechanical Control Business Division

■ 1006, Oaza Kadoma, Kadoma-shi, Osaka 571-8506, Japan
industrial.panasonic.com/ac/e/

Panasonic®

©Panasonic Corporation 2017

Mouser Electronics

Authorized Distributor

Click to View Pricing, Inventory, Delivery & Lifecycle Information:

[Panasonic:](#)

[AQY221R2S](#) [AQY221N2S](#)

Данный компонент на территории Российской Федерации

Вы можете приобрести в компании MosChip.

Для оперативного оформления запроса Вам необходимо перейти по данной ссылке:

<http://moschip.ru/get-element>

Вы можете разместить у нас заказ для любого Вашего проекта, будь то серийное производство или разработка единичного прибора.

В нашем ассортименте представлены ведущие мировые производители активных и пассивных электронных компонентов.

Нашей специализацией является поставка электронной компонентной базы двойного назначения, продукции таких производителей как XILINX, Intel (ex.ALTERA), Vicor, Microchip, Texas Instruments, Analog Devices, Mini-Circuits, Amphenol, Glenair.

Сотрудничество с глобальными дистрибьюторами электронных компонентов, предоставляет возможность заказывать и получать с международных складов практически любой перечень компонентов в оптимальные для Вас сроки.

На всех этапах разработки и производства наши партнеры могут получить квалифицированную поддержку опытных инженеров.

Система менеджмента качества компании отвечает требованиям в соответствии с ГОСТ Р ИСО 9001, ГОСТ РВ 0015-002 и ЭС РД 009

Офис по работе с юридическими лицами:

105318, г.Москва, ул.Щербаковская д.3, офис 1107, 1118, ДЦ «Щербаковский»

Телефон: +7 495 668-12-70 (многоканальный)

Факс: +7 495 668-12-70 (доб.304)

E-mail: info@moschip.ru

Skype отдела продаж:

moschip.ru

moschip.ru_4

moschip.ru_6

moschip.ru_9