


5 x 20mm Fuses

GMD Series, Time-Delay, Glass Tube

Description

- Time-delay, low breaking capacity
- Optional axial leads available
- 5 x 20mm physical size
- Nickel-plated brass endcap construction
- Designed to UL/CSA 248-14



Electrical Characteristics		
Rated Current	% of Amp Rating	Opening Time
100mA - 4A	100%	None
	135%	60 minutes maximum
	200%	5 seconds minimum 2 minutes maximum

Agency Information

- UL Listed, Guide JDYX, File E19180
- UL Recognition Card (4A), Guide JDYX2, File E19180
- CSA Certified, Class 1422-01, File 53787
- PSE/JET, File 1641-31003-1001

Ordering

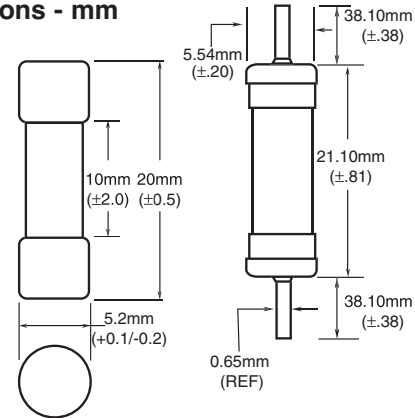
Specify product code

- Insert packaging code prefix before part number. E.g. BK/GMD-250-R

Specify option code if desired

- For axial leads, insert "V" between catalog series and amp rating. E.g. BK/GMD-V-250-R

Dimensions - mm



- With TR2 packaging code, lead wire length is 19.05mm

Specifications

Part Number	Voltage Rating Vac	Interrupting Rating (amps) at Rated Voltage (50Hz)		Typical DC Cold Resistance (Ω)**	Typical Melting I ^t (amps)†	Typical Voltage Drop (mV)‡	Agency Approvals		
		250 Vac	125 Vac				UL	PSE JET	CSA
GMD-125-R	250	35	10,000	8.125	0.043	1600	X		X
GMD-150-R	250	35	10,000	6.065	0.046	1200	X		X
GMD-200-R	250	35	10,000	5.190	0.200	1100	X		X
GMD-250-R	250	35	10,000	3.455	0.4	950	X		X
GMD-300-R	250	35	10,000	3.215	0.650	800	X		X
GMD-315-R	250	35	10,000	2.400	0.890	750	X		X
GMD-375-R	250	35	10,000	1.625	0.890	650	X		X
GMD-400-R	250	35	10,000	1.505	1.2	600	X		X
GMD-500-R	250	35	10,000	1.0645	1.4	550	X		X
GMD-600-R	250	35	10,000	0.948	3.1	450	X		X
GMD-630-R	250	35	10,000	0.629	3.1	450	X		X
GMD-750-R	250	35	10,000	0.4425	4.7	410	X		X
GMD-800-R	250	35	10,000	0.4475	6.6	380	X		X
GMD-1-R	250	35	10,000	0.3065	12	310	X	X	X
GMD-1.2-R	250	100	10,000	0.299	16	280	X	X	X
GMD-1.25-R	250	100	10,000	0.1995	16	245	X	X	X
GMD-1.5-R	250	100	10,000	0.158	25	240	X	X	X
GMD-1.6-R	250	100	10,000	0.124	27	220	X	X	X
GMD-2-R	250	100	10,000	0.107	42	200	X	X	X
GMD-2.5-R	250	100	10,000	0.0905	94	195	X	X	X
GMD-3-R	250	100	10,000	0.0655	145	190	X	X	X
GMD-4-R	250	200	10,000	0.048	300	190	UR	X	

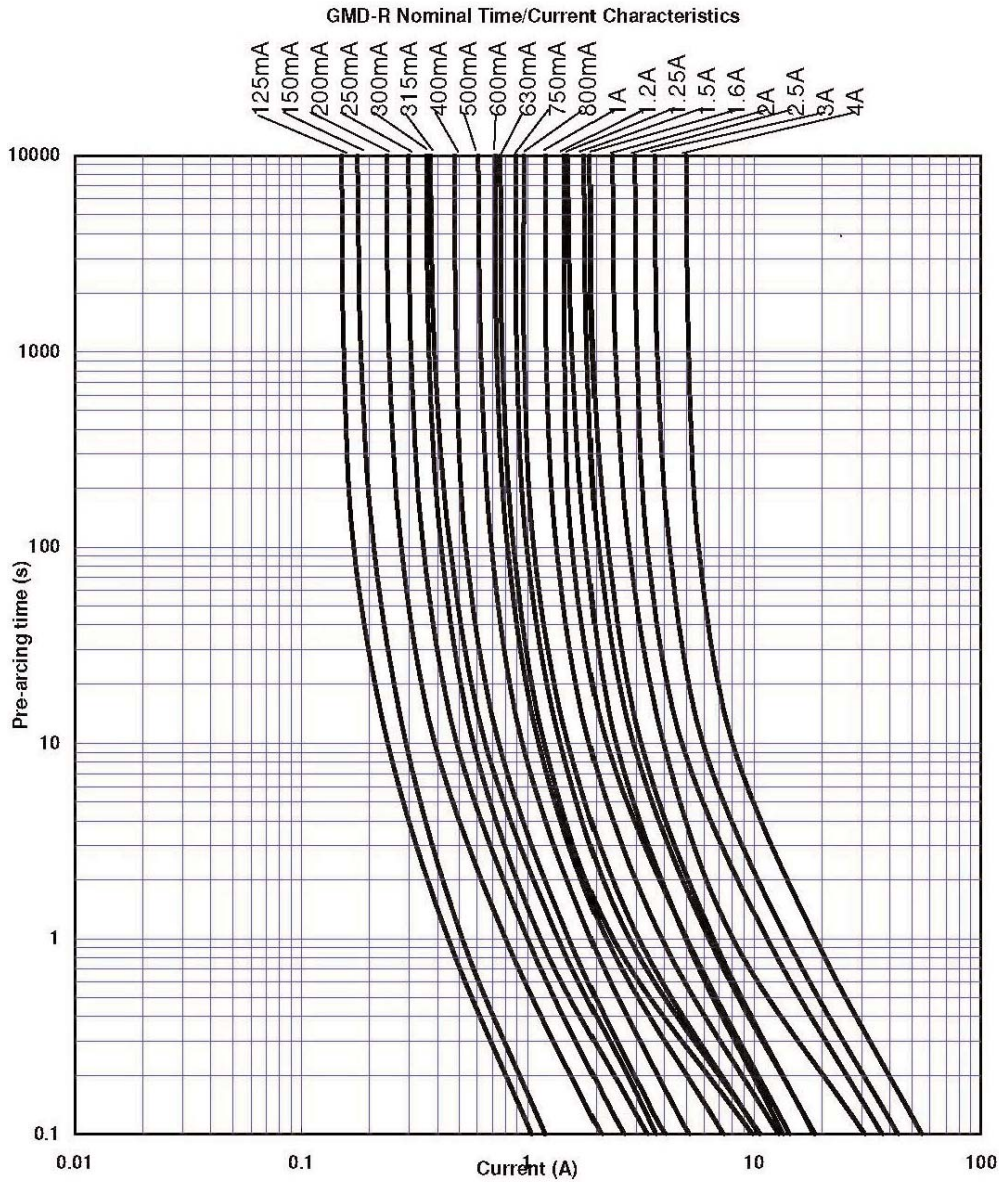
* Interrupting ratings (Interrupting ratings for 125mA - 3A were measured at 70% - 80% power factor on AC. The interrupting ratings for 4A were measured at 100% power factor on AC)

** Typical DC Cold Resistance (measured at <10% of rated current)

† Typical Melting I^t (I^t was measured at listed interrupting rating and rated voltage)

‡ Typical Voltage Drop (voltage drop was measured at 20°C ambient temperature at rated current)

Time-Current Curve



Packaging Code

Packaging Prefix	Description
BK	100 fuses packed into a cardboard carton
BK1	1,000 fuses packed into a poly bag
TR2	1,500 fuses packed into tape on a reel (19.05mm lead wire length)

Option Code

Option Code	Description
V	Axial leads - copper tinned wire with nickel plated brass endcaps

The only controlled copy of this Data Sheet is the electronic read-only version located on the Cooper Bussmann Network Drive. All other copies of this document are by definition uncontrolled. This bulletin is intended to clearly present comprehensive product data and provide technical information that will help the end user with design applications. Cooper Bussmann reserves the right, without notice, to change design or construction of any products and to discontinue or limit distribution of any products. Cooper Bussmann also reserves the right to change or update, without notice, any technical information contained in this bulletin. Once a product has been selected, it should be tested by the user in all possible applications.

Life Support Policy: Cooper Bussmann does not authorize the use of any of its products for use in life support devices or systems without the express written approval of an officer of the Company. Life support systems are devices which support or sustain life, and whose failure to perform, when properly used in accordance with instructions for use provided in the labeling, can be reasonably expected to result in significant injury to the user.

Данный компонент на территории Российской Федерации

Вы можете приобрести в компании MosChip.

Для оперативного оформления запроса Вам необходимо перейти по данной ссылке:

<http://moschip.ru/get-element>

Вы можете разместить у нас заказ для любого Вашего проекта, будь то серийное производство или разработка единичного прибора.

В нашем ассортименте представлены ведущие мировые производители активных и пассивных электронных компонентов.

Нашей специализацией является поставка электронной компонентной базы двойного назначения, продукции таких производителей как XILINX, Intel (ex.ALTERA), Vicor, Microchip, Texas Instruments, Analog Devices, Mini-Circuits, Amphenol, Glenair.

Сотрудничество с глобальными дистрибьюторами электронных компонентов, предоставляет возможность заказывать и получать с международных складов практически любой перечень компонентов в оптимальные для Вас сроки.

На всех этапах разработки и производства наши партнеры могут получить квалифицированную поддержку опытных инженеров.

Система менеджмента качества компании отвечает требованиям в соответствии с ГОСТ Р ИСО 9001, ГОСТ РВ 0015-002 и ЭС РД 009

Офис по работе с юридическими лицами:

105318, г.Москва, ул.Щербаковская д.3, офис 1107, 1118, ДЦ «Щербаковский»

Телефон: +7 495 668-12-70 (многоканальный)

Факс: +7 495 668-12-70 (доб.304)

E-mail: info@moschip.ru

Skype отдела продаж:

moschip.ru

moschip.ru_4

moschip.ru_6

moschip.ru_9