



SinglFuse™ SF-0402F Series Features

- Single blow fuse for overcurrent protection
- 1005 (EIA 0402) miniature footprint
- Fast-acting fuse
- UL listed
- RoHS compliant* and halogen free**
- Thin film chip fuse
- Surface mount packaging for automated assembly

SF-0402F Series - Fast Acting Surface Mount Fuses

Electrical Characteristics

| Model | Rated Current (Amps) | Fusing Time | Resistance (mΩ) Typ.*** | Rated Voltage | Breaking Capacity | Typical I ² t (A ² s) |
|-------------|----------------------|---|-------------------------|---------------|-------------------|---|
| SF-0402F050 | 0.50 | Open within 1 min. at 200 % rated current | 320 | DC 24 V | DC24 V 35 A | 0.00317 |
| SF-0402F075 | 0.75 | | 110 | | | 0.0049 |
| SF-0402F080 | 0.80 | | 120 | | | 0.00532 |
| SF-0402F100 | 1.00 | | 90 | | | 0.00724 |
| SF-0402F125 | 1.25 | | 67 | | | 0.01344 |
| SF-0402F150 | 1.50 | | 51 | | | 0.01356 |
| SF-0402F160 | 1.60 | | 46 | | | 0.01672 |
| SF-0402F200 | 2.00 | | 33 | | | 0.01983 |
| SF-0402F250 | 2.50 | | 25 | | | 0.03763 |
| SF-0402F300 | 3.00 | | 20 | | | 0.05427 |
| SF-0402F315 | 3.15 | | 19 | | | 0.06304 |
| SF-0402F400 | 4.00 | | 16 | | | 0.0896 |

***Resistance value was measured with less than 10 % of rated current.

Reliability Testing

| Parameter | Requirement | Test Method |
|---------------------------|---------------------------------|---|
| Carrying Capacity | No fusing | Rated current, 4 hours |
| Fusing Time | Within 1 minute | 200 % of its rated current |
| Interrupting Ability | No mechanical damages | After the fuse is interrupted, rated voltage applied for 30 seconds again |
| Bending Test | No mechanical damages | Distance between holding points: 90 mm, Bending: 3 mm, 1 time, 30 seconds |
| Resistance to Solder Heat | ±20 % | 260 °C ±5 °C, 10 seconds ±1 second |
| Solderability | 95 % coverage minimum | 235 °C ±5 °C, 2 ±0.5 second 245 °C ±5 °C, 2 ±0.5 second (lead free) |
| Temperature Rise | <75 ° | 100 % of its rated current, measure of surface temperature |
| Resistance to Dry Heat | ±20 % | 105 °C ±5 °C, 1000 hours |
| Resistance to Solvent | No evident damage on protective | 23 °C ±5 °C of isopropyl alcohol, 90 seconds coating and marking |
| Residual Resistance | 10k W or more | Measure DC resistance after fusing |
| Thermal Shock | DR < 10 % | -20 °C / +25 °C / +125 °C / +25 °C, 10 cycles |

Typical Part Marking

Represents total content. Layout may vary.



RATING CURRENT (A)
 F = 0.50 N = 1.60
 * = 0.75 S = 2.00
 K = 0.80 T = 2.50
 L = 1.00 3 = 3.00
 M = 1.25 U = 3.15
 P = 1.50 W = 4.00

How to Order

SF - 0402 F 050 - 2

SinglFuse™
 Product Designator

SMD Footprint
 1005 (EIA 0402) size

Fuse Blow Type
 F = Fast acting
 S = Slow blow

Rated Current
 050-400 (500 mA - 4.00 A)

Packaging Type
 - 2 = Tape & Reel (10,000 pcs./reel)

BOURNS®

Asia-Pacific:
 Tel: +886-2 2562-4117
 Fax: +886-2 2562-4116

Europe:
 Tel: +41-41 768 5555
 Fax: +41-41 768 5510

The Americas:
 Tel: +1-951 781-5500
 Fax: +1-951 781-5700

www.bourns.com

* RoHS Directive 2002/95/EC Jan 27 2003 including Annex.

** Bourns is using the definition that appears to be the prevalent definition used as the industry standard at this time. The Bourns definition of "halogen-free" is: Bromine (Br) content: ≤ 900 ppm; Chlorine (Cl) content: ≤ 900 ppm; Total Br + Cl content: ≤ 1500 ppm.

"SinglFuse" is a trademark of Bourns, Inc.

Specifications are subject to change without notice.

The device characteristics and parameters in this data sheet can and do vary in different applications and actual device performance may vary over time. Users should verify actual device performance in their specific applications.

SinglFuse™ SF-0402F Series Applications

- Portable memory
- LCD monitors
- Disk drives
- PDAs
- Digital cameras
- DVDs
- Cell phones
- Rechargeable battery packs
- Battery chargers
- Set top boxes
- Industrial controllers

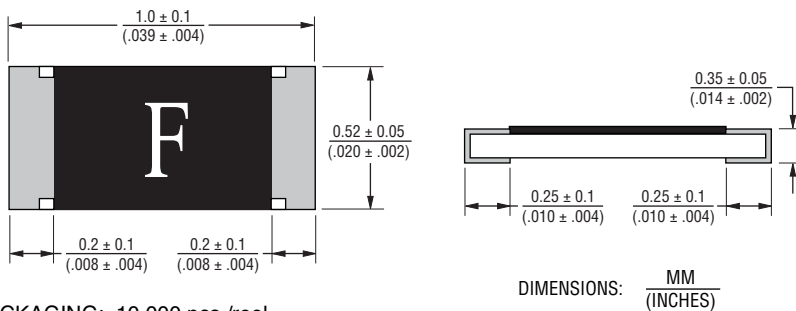
SF-0402F Series - Fast Acting Surface Mount Fuses BOURNS®

Solder Reflow Recommendations



PEAK: 250 +0/-5 °C, 5 seconds
 PRE-HEATING ZONE: 150 to 180 °C, 90 ± 30 seconds
 SOLDERING ZONE: 230 °C or higher, 30 ± 10 seconds

Product Dimensions



PACKAGING: 10,000 pcs./reel

Recommended Pad Layout

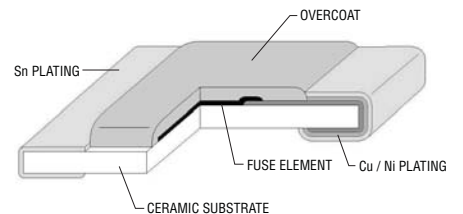


Thermal Derating Curve



Operating Temperature.....-40 °C to +105 °C
 Storage Conditions
 Temperature +5 °C to +35 °C
 Humidity.....40 % to 75 %
 Shelf Life..... 2 years from manufacturing date

Construction & Material Content

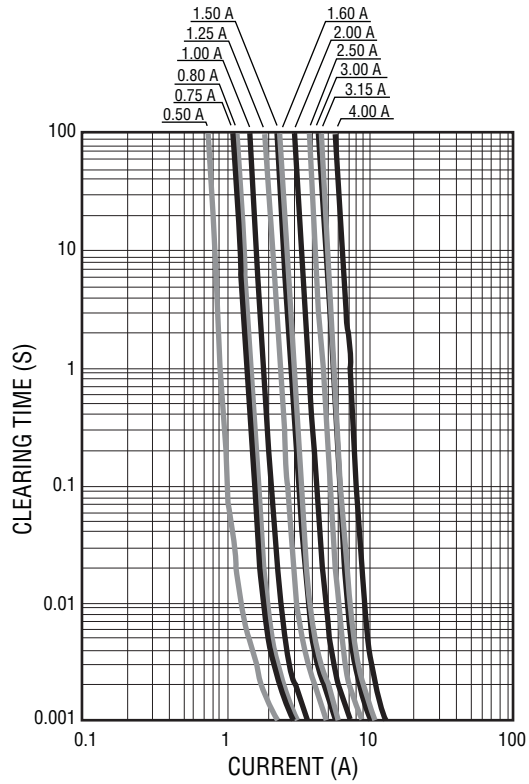


Specifications are subject to change without notice.
 The device characteristics and parameters in this data sheet can and do vary in different applications and actual device performance may vary over time.
 Users should verify actual device performance in their specific applications.

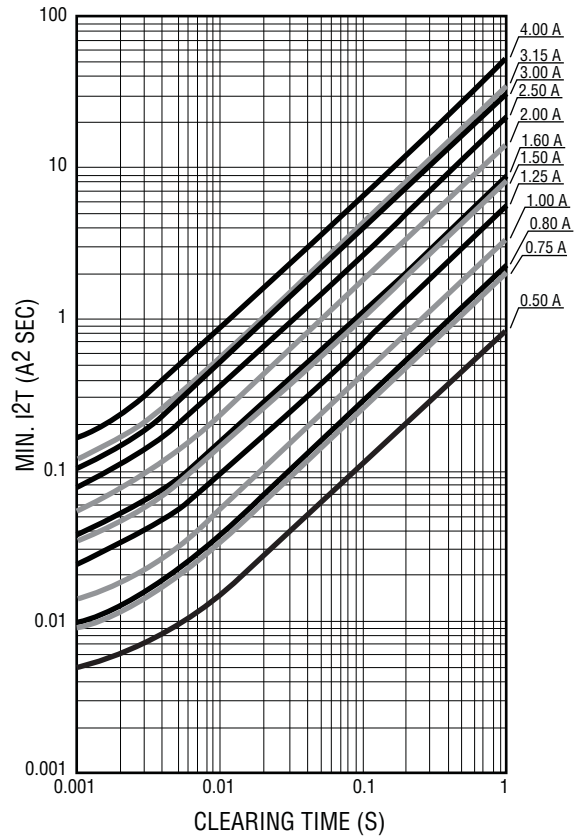
SF-0402F Series - Fast Acting Surface Mount Fuses

BOURNS®

Average Time Current Curves



Minimum I²T V Clear Time Curves



REV. D 03/13

Specifications are subject to change without notice.
 The device characteristics and parameters in this data sheet can and do vary in different applications and actual device performance may vary over time.
 Users should verify actual device performance in their specific applications.

SF-0402F Series Tape and Reel Specifications

BOURNS®

| Tape Dimensions | SF-0402F Series per EIA 481-2 |
|------------------------|---|
| W | $\frac{8.0 \pm 0.2}{(.315 \pm .008)}$ |
| P ₀ | $\frac{4.0 \pm 0.1}{(.157 \pm .004)}$ |
| P ₁ | $\frac{2.0 \pm 0.1}{(.079 \pm .004)}$ |
| P ₂ | $\frac{2.0 \pm 0.05}{(.079 \pm .002)}$ |
| A | $\frac{0.7 \pm 0.05}{(.028 \pm .002)}$ |
| B | $\frac{1.2 \pm 0.05}{(.047 \pm .002)}$ |
| F | $\frac{3.5 \pm 0.05}{(.138 \pm .002)}$ |
| E | $\frac{1.75 \pm 0.1}{(.069 \pm .004)}$ |
| D ₀ | $\frac{1.5 \pm 0.1}{(.059 \pm .004)}$ |
| T | $\frac{0.45 \pm 0.01}{(.018 \pm .004)}$ |
| Reel Dimensions | |
| A | $\frac{180 \pm 0/-3.0}{(7.087 \pm 0/-0.118)}$ |
| B Min. | $\frac{60.0}{(2.362)}$ |
| C | $\frac{13.0 \pm 1.0}{(.512 \pm .039)}$ |
| W | $\frac{9.0 \pm 1.0}{(.354 \pm .039)}$ |
| T | $\frac{11.4 \pm 2.0}{(.449 \pm .079)}$ |



Specifications are subject to change without notice.
 The device characteristics and parameters in this data sheet can and do vary in different applications and actual device performance may vary over time.
 Users should verify actual device performance in their specific applications.

Данный компонент на территории Российской Федерации

Вы можете приобрести в компании MosChip.

Для оперативного оформления запроса Вам необходимо перейти по данной ссылке:

<http://moschip.ru/get-element>

Вы можете разместить у нас заказ для любого Вашего проекта, будь то серийное производство или разработка единичного прибора.

В нашем ассортименте представлены ведущие мировые производители активных и пассивных электронных компонентов.

Нашей специализацией является поставка электронной компонентной базы двойного назначения, продукции таких производителей как XILINX, Intel (ex.ALTERA), Vicor, Microchip, Texas Instruments, Analog Devices, Mini-Circuits, Amphenol, Glenair.

Сотрудничество с глобальными дистрибьюторами электронных компонентов, предоставляет возможность заказывать и получать с международных складов практически любой перечень компонентов в оптимальные для Вас сроки.

На всех этапах разработки и производства наши партнеры могут получить квалифицированную поддержку опытных инженеров.

Система менеджмента качества компании отвечает требованиям в соответствии с ГОСТ Р ИСО 9001, ГОСТ РВ 0015-002 и ЭС РД 009

Офис по работе с юридическими лицами:

105318, г.Москва, ул.Щербаковская д.3, офис 1107, 1118, ДЦ «Щербаковский»

Телефон: +7 495 668-12-70 (многоканальный)

Факс: +7 495 668-12-70 (доб.304)

E-mail: info@moschip.ru

Skype отдела продаж:

moschip.ru

moschip.ru_4

moschip.ru_6

moschip.ru_9